

MELROSE PARK SPORTS PAVILION

496 WEBB ST LAVINGTON NSW 2640




DRAWING LIST	
SHEET No.	SHEET NAME
0000	COVER SHEET
0001	AREA SCHEDULE & LEGENDS
0100	SITE PLAN
1000	GROUND FLOOR PLAN
1001	ROOF PLAN
1100	REFLECTED CEILING PLAN
1200	WALL SETOUT PLAN
1300	CONCRETE SETOUT PLAN
2000	BUILDING ELEVATIONS
3000	BUILDING SECTIONS
3100	CANTEEN DETAILED PLANS
3200	REFEEREEES, UNISEX TOILET & ACCESSIBLE TOILETS 1 & 2 PLANS & ELEVATIONS
3201	CHANGE ROOM 1 & 2 PLANS & ELEVATIONS
3202	CHANGE ROOM 3 & 4 PLANS & ELEVATIONS
4000	WALL TYPE SCHEDULE
4100	EXTERNAL WALL TYPES SECTIONS
4200	INTERNAL WALL TYPES SECTIONS
5000	DETAILS SHEET 1
6000	WINDOW SCHEDULES & ELEVATIONS
6001	DOOR SCHEDULE & ELEVATIONS
8000	3D VIEWS
8001	INTERIOR VIEWS

REV	DESCRIPTION	AUTH	CHK	DATE
2	DESIGN DEVELOPMENT UPDATED	EC	KM	07.11.22
3	DESIGN DEVELOPMENT UPDATED	GE	KM	07.12.22
4	DESIGN DEVELOPMENT UPDATED	HK	KM	22.12.22
5	70% CONTRACT DOCUMENTATION	HK	LC	27.01.23
6	70% CONTRACT DOCUMENTATION	HK	LC	02.03.23

• These designs and plans are the copyright of MODE DESIGN Corp. Pty Ltd and cannot be reproduced without written permission.
 • Verify all dimensions on site prior to commencement of work.
 • DO NOT scale off these drawings.
 • Report any discrepancies to the architect before carrying out any work.

STATUS
70% CONTRACT DOCUMENTATION














PROJECT
MELROSE PARK SPORTS PAVILION
 496 WEBB ST LAVINGTON NSW 2640

DRAWING TITLE
COVER SHEET

PROJECT No	STAGE	DRAWING No	REVISION
22173	CD	AR-0000	6

02/03/2023 5:44:37 PM

MATERIAL SCHEDULE				
CODE	DESCRIPTION	MATERIAL IMAGE	COMMENTS	COLORS
	<varies>			
BL01	BLOCKWORK - DARK BEIGE			
BL02	BLOCKWORK - LIGHT BEIGE			
BR	BRICKWORK			
CL1	PLASTERBOARD			
CL2	PLASTERBOARD -MOISTURE RESISTANT			
CL3	EXTERIOR FIBER CEMENT BOARD			
CO	CONCRETE SLAB		<varies>	
CO1	CONCRETE SLAB		<varies>	
ME	MESH SCREEN			
PBs	PLASTERBOARD			
STR	STRUCTURE			
TL	TILE		FLOOR, 300 x 300	
TR	IN-SITU CONCRETE			

AREA SCHEDULE	
ROOM	AREA
FUNCTION ROOM	88 m ²
PLAYERS CHANGE ROOM 1	36 m ²
PLAYERS CHANGE ROOM 3	36 m ²
PLAYERS CHANGE ROOM 2	35 m ²
PLAYERS CHANGE ROOM 4	35 m ²
CANTEEN	31 m ²
REFEREES	24 m ²
STORAGE 1	21 m ²
HOT WATER PLANT	16 m ²
FIRST AID	13 m ²
STORAGE 2	13 m ²
PLAYER WC 1	12 m ²
PLAYER WC 2	12 m ²
PLAYER WC 3	12 m ²
PLAYER WC 4	12 m ²
CANTEEN STORAGE	10 m ²
OFFICE	10 m ²
ACC WC 2	8 m ²
STORAGE BIN	8 m ²
ACC WC 1	7 m ²
UNISEX TOILETS	7 m ²
SERVICE CORRIDOR	6 m ²
STORAGE	5 m ²
COMMS	4 m ²
MECH. PLANT	4 m ²
ELECTRICAL	1 m ²
SERVICES	1 m ²
TOTAL	465 m²

ABBREVIATIONS LEGEND

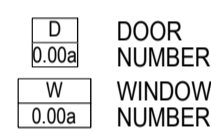
DRAFTING ABBREVIATIONS

AFFL	ABOVE FINISHED FLOOR LEVEL
ASFL	ABOVE STRUCTURAL FLOOR LEVEL
COS	CHECK/ CONFIRM ON SITE
EQ	EQUAL
FFL	FINISHED FLOOR LEVEL
NOM	NOMINAL
NTS	NOT TO SCALE
R#	RADIUS #mm
SFL	STRUCTURAL FLOOR LEVEL
TBC	TO BE CONFIRMED
TYP	TYPICAL
UNO	UNLESS NOTED OTHERWISE
∅	DIAMETER

SYMBOLOLOGY

BUILDING ELEMENTS

DOORS AND WINDOWS



CEILINGS



OTHER BUILDING ELEMENTS



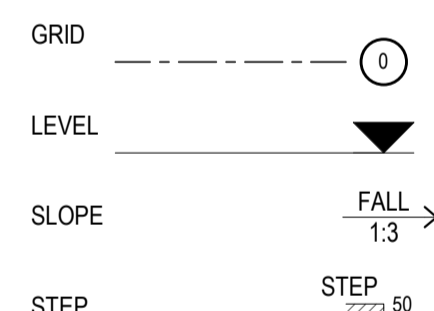
MATERIALS/ FINISHES




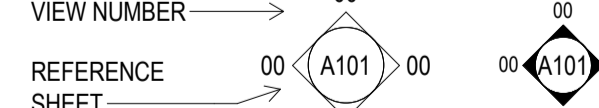
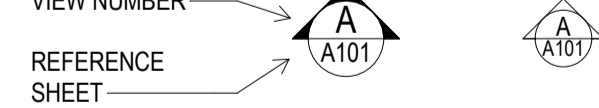

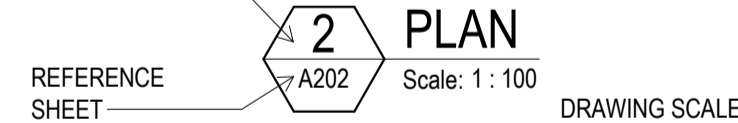

REVISION



SETOUT



REFERENCING

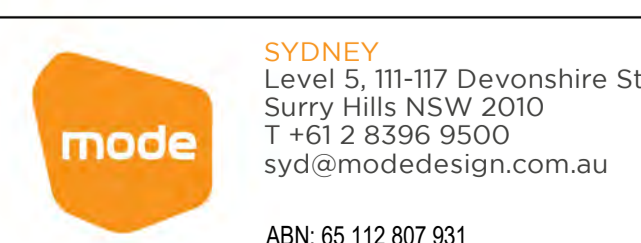

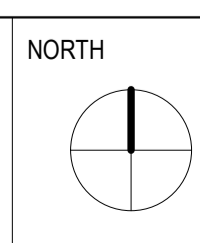


AREA CONTEXT PLAN

REV	DESCRIPTION	AUTH	CHK	DATE
2	DESIGN DEVELOPMENT UPDATED	EC	KM	07.11.22
3	DESIGN DEVELOPMENT UPDATED	GE	KM	07.12.22
4	DESIGN DEVELOPMENT UPDATED	HK	KM	22.12.22
5	70% CONTRACT DOCUMENTATION	HK	LC	27.01.23
6	70% CONTRACT DOCUMENTATION	HK	LC	02.03.23

• These designs and plans are the copyright of MODE DESIGN Corp. Pty Ltd and cannot be reproduced without written permission.
 • Verify all dimensions on site prior to commencement of work.
 • DO NOT scale off these drawings.
 • Report any discrepancies to the architect before carrying out any work.

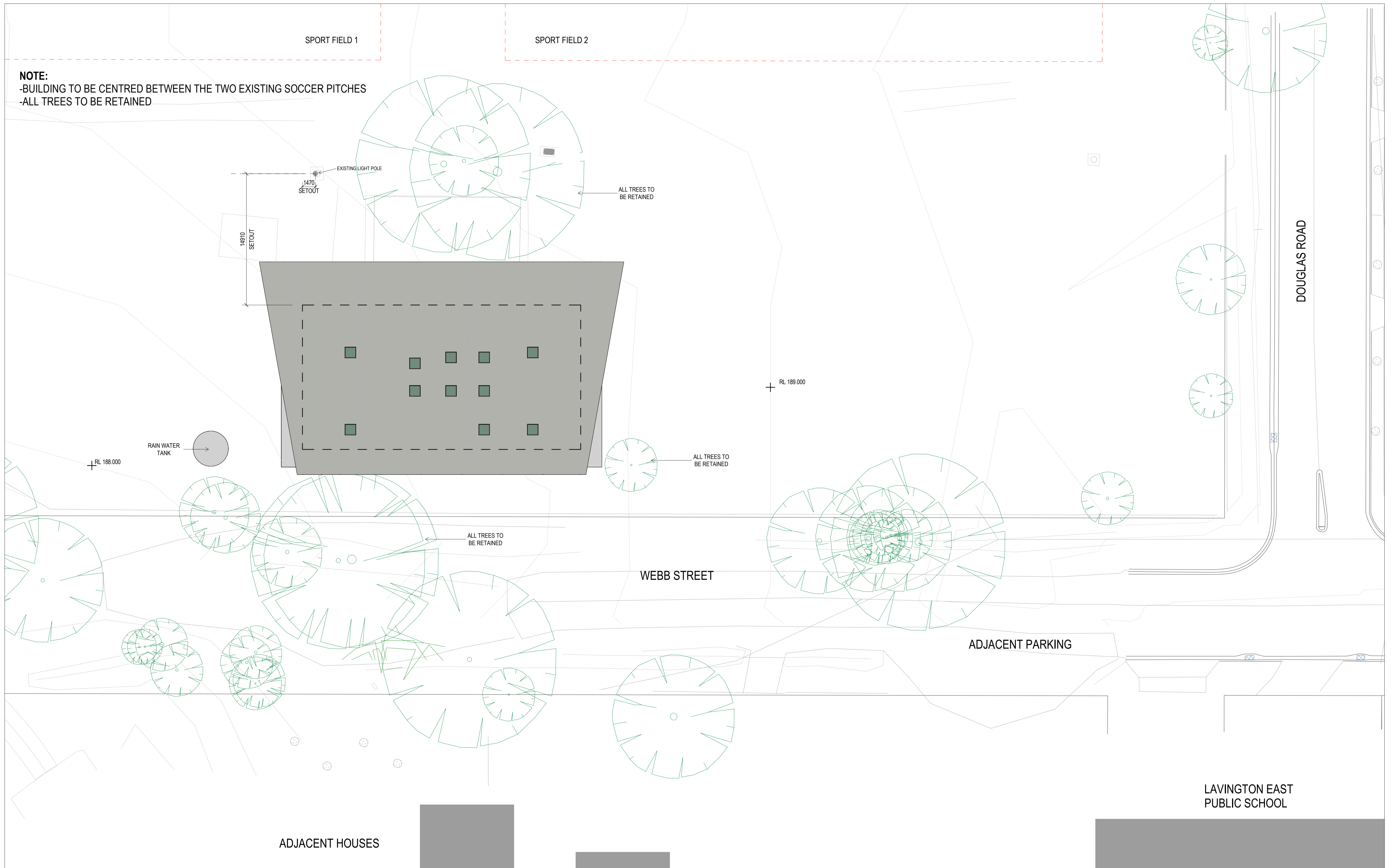
STATUS
70% CONTRACT DOCUMENTATION



PROJECT
MELROSE PARK SPORTS PAVILION
 496 WEBB ST LAVINGTON NSW 2640

DRAWING TITLE
AREA SCHEDULE & LEGENDS

DRAWN HK	CHECKED LC
ISSUE 02/03/2023 5:44:37 PM	SCALE @ A1 NTS
PROJECT No 22173	STAGE CD
DRAWING No AR-0001	REVISION 6




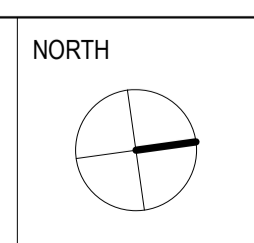
NOTE:
 -BUILDING TO BE CENTRED BETWEEN THE TWO EXISTING SOCCER PITCHES
 -ALL TREES TO BE RETAINED

1 PLAN SITE PLAN
 Scale: 1:200

REV	DESCRIPTION	AUTH	CHK	DATE
2	DESIGN DEVELOPMENT UPDATED	EC	KM	07.11.22
3	DESIGN DEVELOPMENT UPDATED	GE	KM	07.12.22
4	DESIGN DEVELOPMENT UPDATED	HK	KM	22.12.22
5	70% CONTRACT DOCUMENTATION	HK	LC	27.01.23
6	70% CONTRACT DOCUMENTATION	HK	LC	02.03.23

• These designs and plans are the copyright of MODE DESIGN Corp. Pty Ltd and cannot be reproduced without written permission.
 • Verify all dimensions on site prior to commencement of work.
 • DO NOT scale off these drawings.
 • Report any discrepancies to the architect before carrying out any work.

STATUS
70% CONTRACT DOCUMENTATION
 0m 2 4 6 8 10



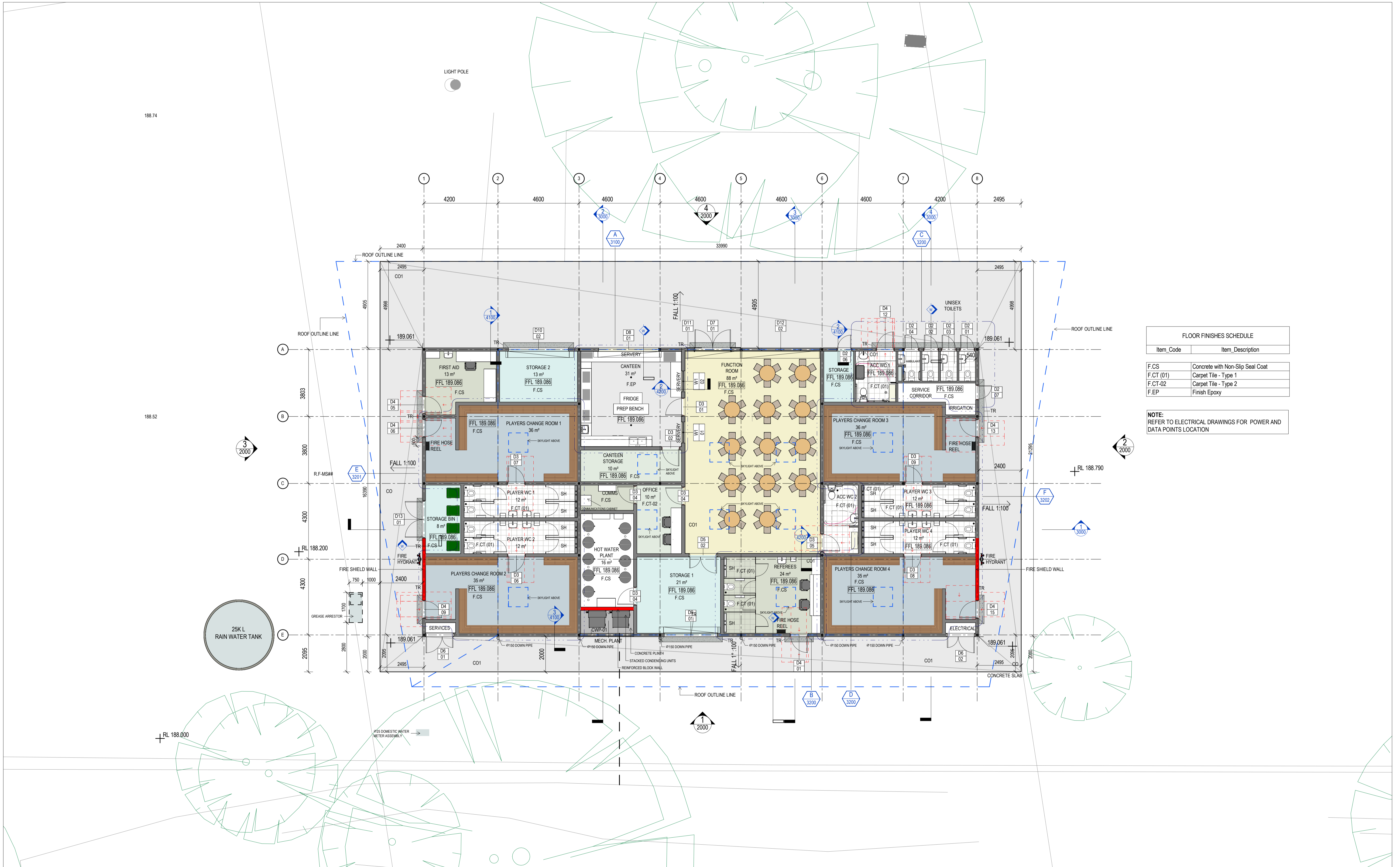
SYDNEY
 Level 5, 111-117 Devonshire St
 Surry Hills NSW 2010
 T +61 2 8396 9500
 syd@modedesign.com.au
 ABN: 65 112 807 931

PROJECT
MELROSE PARK SPORTS PAVILION
 496 WEBB ST LAVINGTON NSW 2640

DRAWING TITLE
SITE PLAN

DRAWN HK	CHECKED LC
ISSUE 02/03/2023 5:44:38 PM	SCALE @ A1 1:200
PROJECT No 22173	STAGE CD
DRAWING No AR-0100	REVISION 6

02/03/2023 5:44:38 PM



FLOOR FINISHES SCHEDULE	
Item Code	Item Description
F.CS	Concrete with Non-Slip Seal Coat
F.CT (01)	Carpet Tile - Type 1
F.CT-02	Carpet Tile - Type 2
F.EP	Finish Epoxy

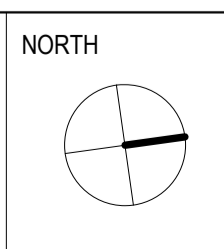
NOTE:
REFER TO ELECTRICAL DRAWINGS FOR POWER AND DATA POINTS LOCATION

1 PLAN GROUND FLOOR PLAN
Scale: 1:100


REV	DESCRIPTION	AUTH	CHK	DATE
2	DESIGN DEVELOPMENT UPDATED	EC	KM	07.11.22
3	DESIGN DEVELOPMENT UPDATED	GE	KM	07.12.22
4	DESIGN DEVELOPMENT UPDATED	HK	KM	22.12.22
5	70% CONTRACT DOCUMENTATION	HK	LC	27.01.23
6	70% CONTRACT DOCUMENTATION	HK	LC	02.03.23

• These designs and plans are the copyright of MODE DESIGN Corp. Pty Ltd and cannot be reproduced without written permission.
• Verify all dimensions on site prior to commencement of work.
• DO NOT scale off these drawings.
• Report any discrepancies to the architect before carrying out any work.

STATUS
70% CONTRACT DOCUMENTATION



CLIENT

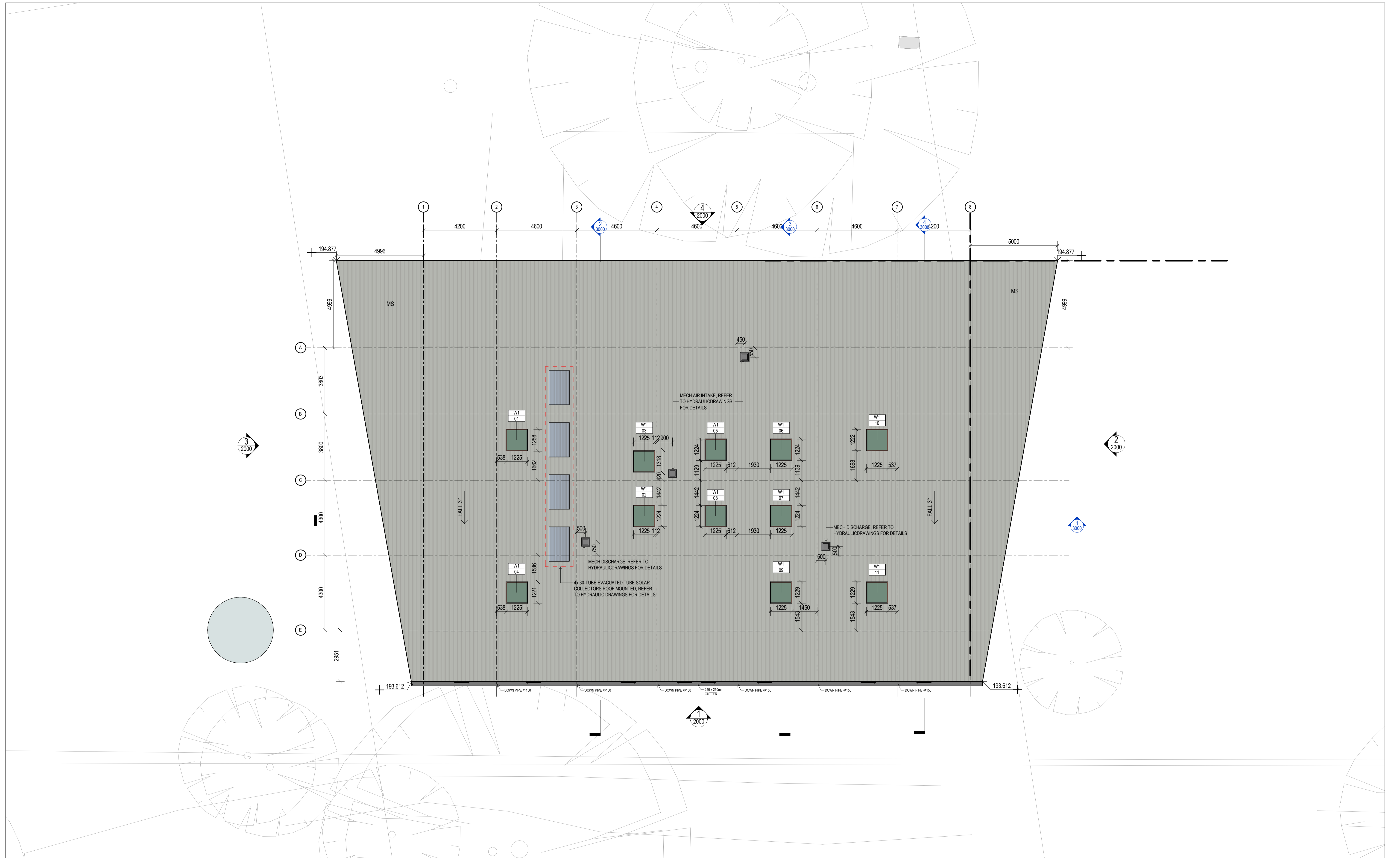


SYDNEY
Level 5, 111-117 Devonshire St
Surry Hills NSW 2010
T +61 2 8396 9500
syd@modedesign.com.au
ABN: 65 112 807 931

PROJECT
MELROSE PARK SPORTS PAVILION
496 WEBB ST LAVINGTON NSW 2640

DRAWING TITLE
GROUND FLOOR PLAN

DRAWN	CHKD	ISSUE	PROJECT No	STAGE	DRAWING No	REVISION
HK	LC	02/03/2023 5:44:45 PM	22173	CD	AR-1000	6

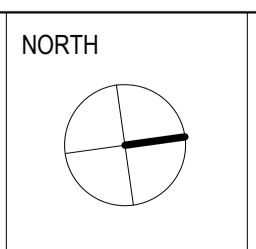


1 PLAN ROOF PLAN
Scale: 1:100



REV	DESCRIPTION	AUTH	CHK	DATE
2	DESIGN DEVELOPMENT UPDATED	EC	KM	07.11.22
3	DESIGN DEVELOPMENT UPDATED	GE	KM	07.12.22
4	DESIGN DEVELOPMENT UPDATED	HK	KM	22.12.22
5	70% CONTRACT DOCUMENTATION	HK	LC	27.01.23
6	70% CONTRACT DOCUMENTATION	HK	LC	02.03.23

• These designs and plans are the copyright of MODE DESIGN Corp. Pty Ltd and cannot be reproduced without written permission.
 • Verify all dimensions on site prior to commencement of work.
 • DO NOT scale off these drawings.
 • Report any discrepancies to the architect before carrying out any work.

STATUS
70% CONTRACT DOCUMENTATION



CLIENT



SYDNEY
 Level 5, 111-117 Devonshire St
 Surry Hills NSW 2010
 T +61 2 8396 9500
 syd@modedesign.com.au
 ABN: 65 112 807 931

PROJECT
MELROSE PARK SPORTS PAVILION
 496 WEBB ST LAVINGTON NSW 2640

DRAWING TITLE
ROOF PLAN

DRAWN HK	CHECKED LC
ISSUE 02/03/2023 5:44:45 PM	SCALE @ A1 1:100
PROJECT No 22173	STAGE CD
DRAWING No AR-1001	REVISION 6

02/03/2023 5:44:45 PM

LEGEND

LIGHTING

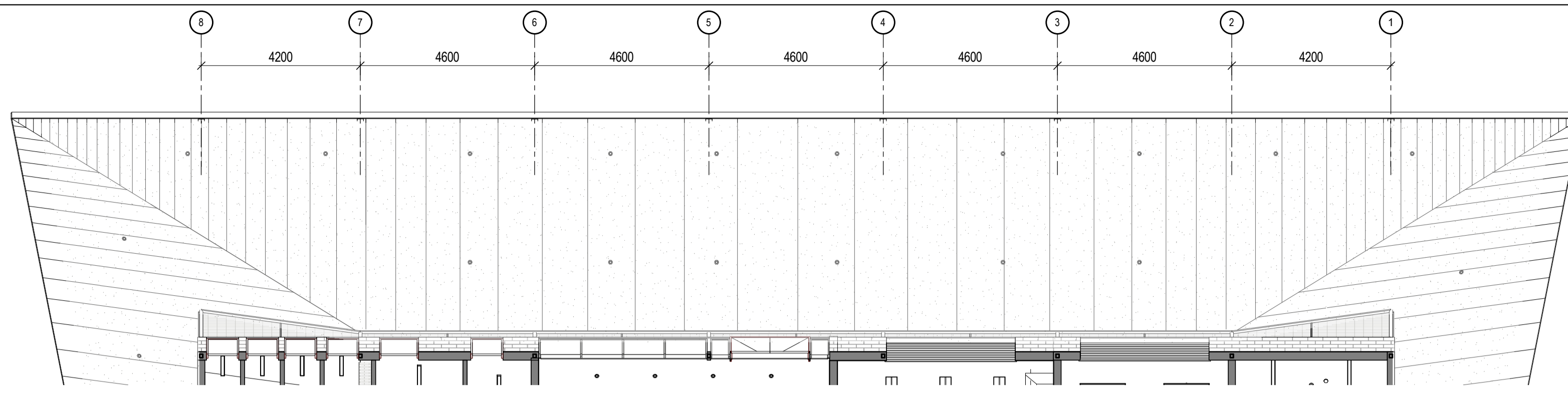
- F1/S 39W 4000K LED ARRAY
SURFACE MOUNTED BATTEN
IP65/1K08, 1200 LONG
CLEVERTRONICS LK, ARGO-1200-LP
"S" DENOTES INTEGRAL SENSOR
- F2/S 21W 4000K LED ARRAY
SURFACE MOUNTED BATTEN
IP65/1K08, 1200 LONG
CLEVERTRONICS LK, ARGO-600-LP
"S" DENOTES INTEGRAL SENSOR
- F3 17.6W 4000K LED ARRAY
SURFACE MOUNTED BATTEN
CLEVERTRONICS LK, EPIC INDOOR 1200mm
- F4 25W 4000K LED ARRAY
PLASTER RECESSED PANEL
IP40 RATED
QINDUSTRIES, SLATE LONG 24W 4K
- D1 25W 4000K LED ARRAY
RECESSED DOWNLIGHT
IP65 RATED
QINDUSTRIES, LUCA LARGE 25W 4K

EMERGENCY ESCAPE LIGHTING

- EXIT LED MAINTAINED EXIT LIGHT
WALL OR CEILING MOUNT
CLEVERTRONICS LK CLEVERFIT WITH CLEVERTEST
PART NO. CCFLED(LK)
- EM LED NON-MAINTAINED EMERGENCY LIGHT
CEILING RECESSED
CLEVERTRONICS LK LIFELIGHT EMERGENCY WITH
CLEVERTEST. PART NO. CLIFE(LK)
- EM 39W 4000K LED ARRAY
SURFACE MOUNTED EMERGENCY BATTEN
C0=D63 C90=D40
IP65/1K08, 1200 LONG
CLEVERTRONICS LK, ARGO-1200-LP
"S" DENOTES INTEGRAL SENSOR
- EM 21W 000K LED ARRAY
SURFACE MOUNTED EMERGENCY BATTEN
(0=D40 C90=D25)
IP65/1K08, 600 LONG
CLEVERTRONICS LK, ARGO-600-LP
"S" DENOTES INTEGRAL SENSOR

COMMUNICATIONS

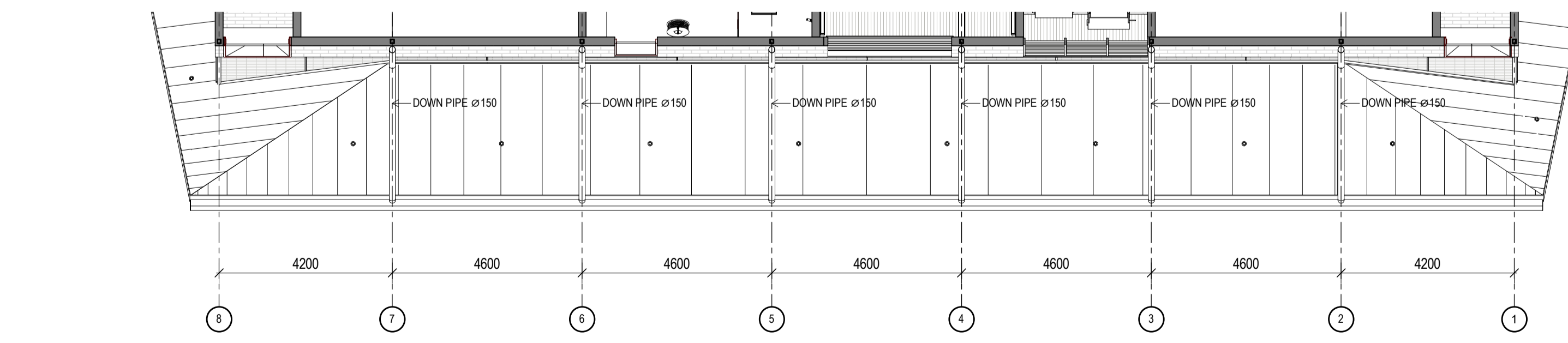
- WAP CEILING MOUNTED WIRELESS ACCESS
POINT SINGLE WHITE RJ45 CAT 6 SOCKET
MECHANISM CLIPSAL PRO SERIES



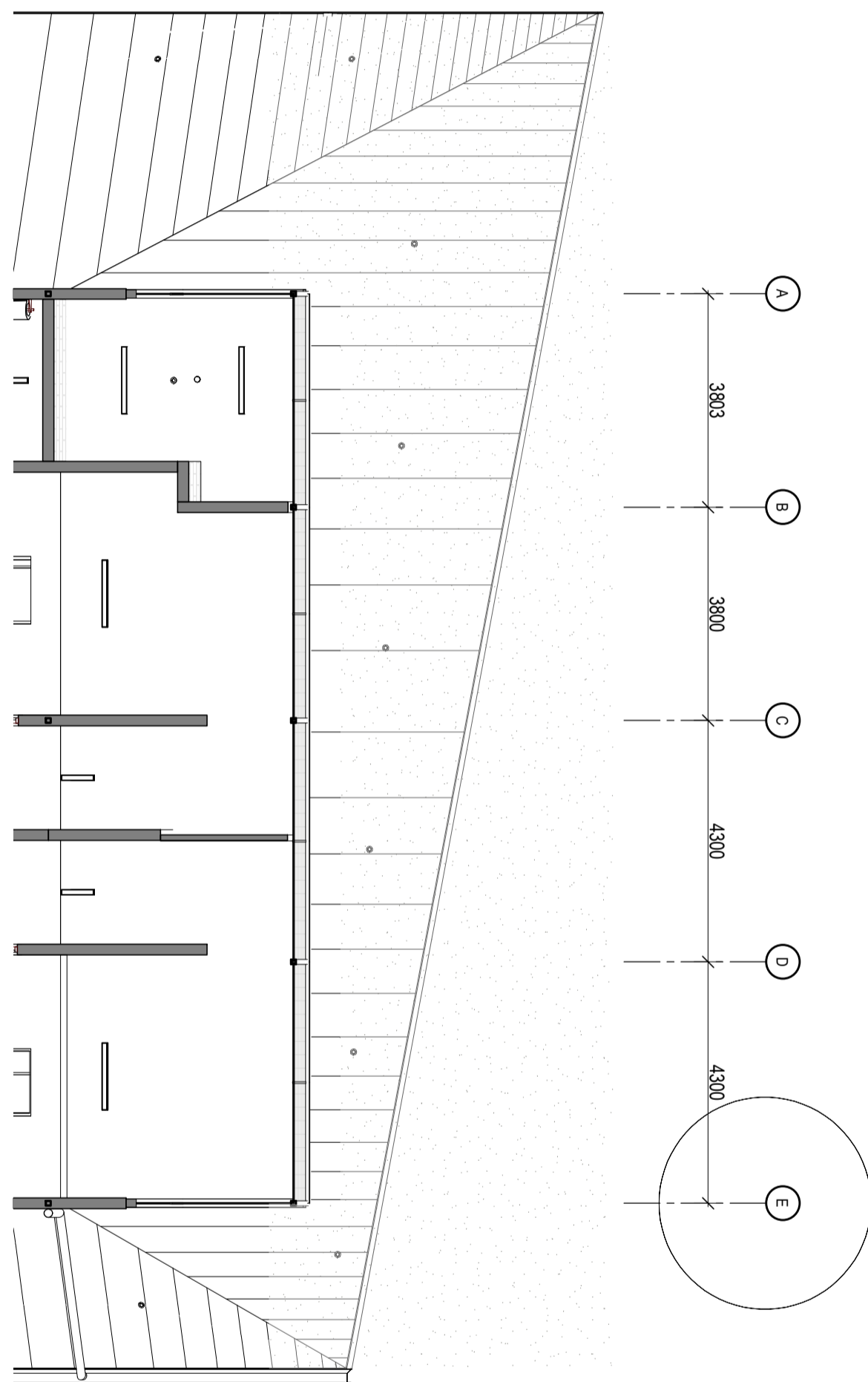
2 ELEVATION CL3 - FC PANEL SET OUT FLAT ELEVATION 1
Scale: 1: 100



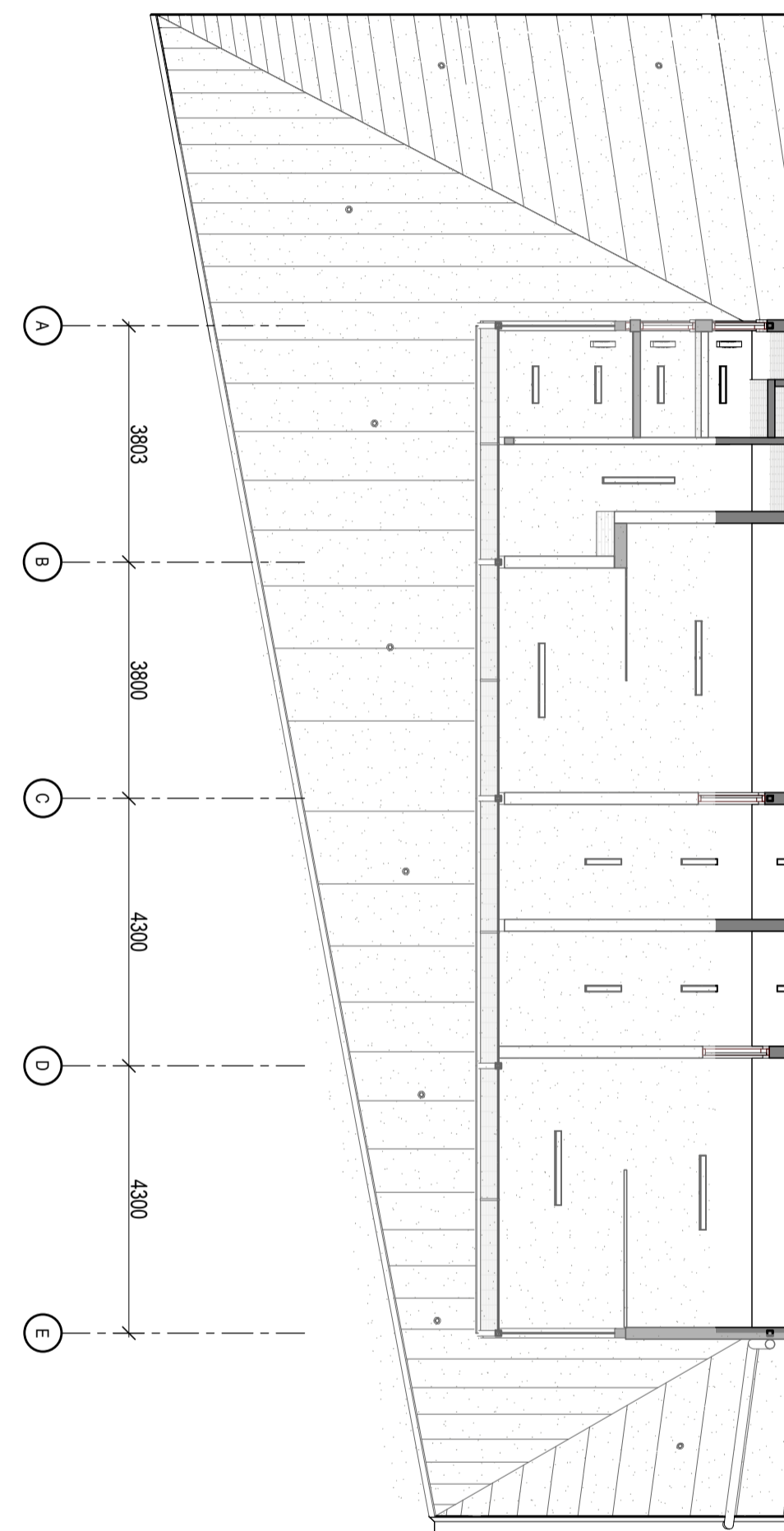
1 PLAN REFLECTED CEILING PLAN
Scale: 1: 100



4 ELEVATION CL3 - FC PANEL SET OUT FLAT ELEVATION 3
Scale: 1: 100



5 ELEVATION CL3 - FC PANEL SET OUT FLAT ELEVATION 4
Scale: 1: 100

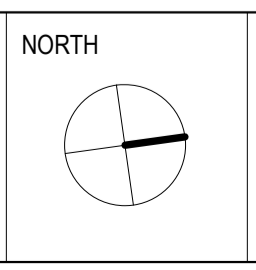


3 ELEVATION CL3 - FC PANEL SET OUT FLAT ELEVATION 4
Scale: 1: 100

REV	DESCRIPTION	AUTH	CHK	DATE
2	DESIGN DEVELOPMENT UPDATED	EC	KM	07.11.22
3	DESIGN DEVELOPMENT UPDATED	GE	KM	07.12.22
4	DESIGN DEVELOPMENT UPDATED	HK	KM	22.12.22
5	70% CONTRACT DOCUMENTATION	HK	LC	27.01.23
6	70% CONTRACT DOCUMENTATION	HK	LC	02.03.23

These designs and plans are the copyright of MODE DESIGN Corp. Pty Ltd and cannot be reproduced without written permission.
 • Verify all dimensions on site prior to commencement of work.
 • DO NOT scale off these drawings.
 • Report any discrepancies to the architect before carrying out any work.

STATUS
70% CONTRACT DOCUMENTATION



CLIENT

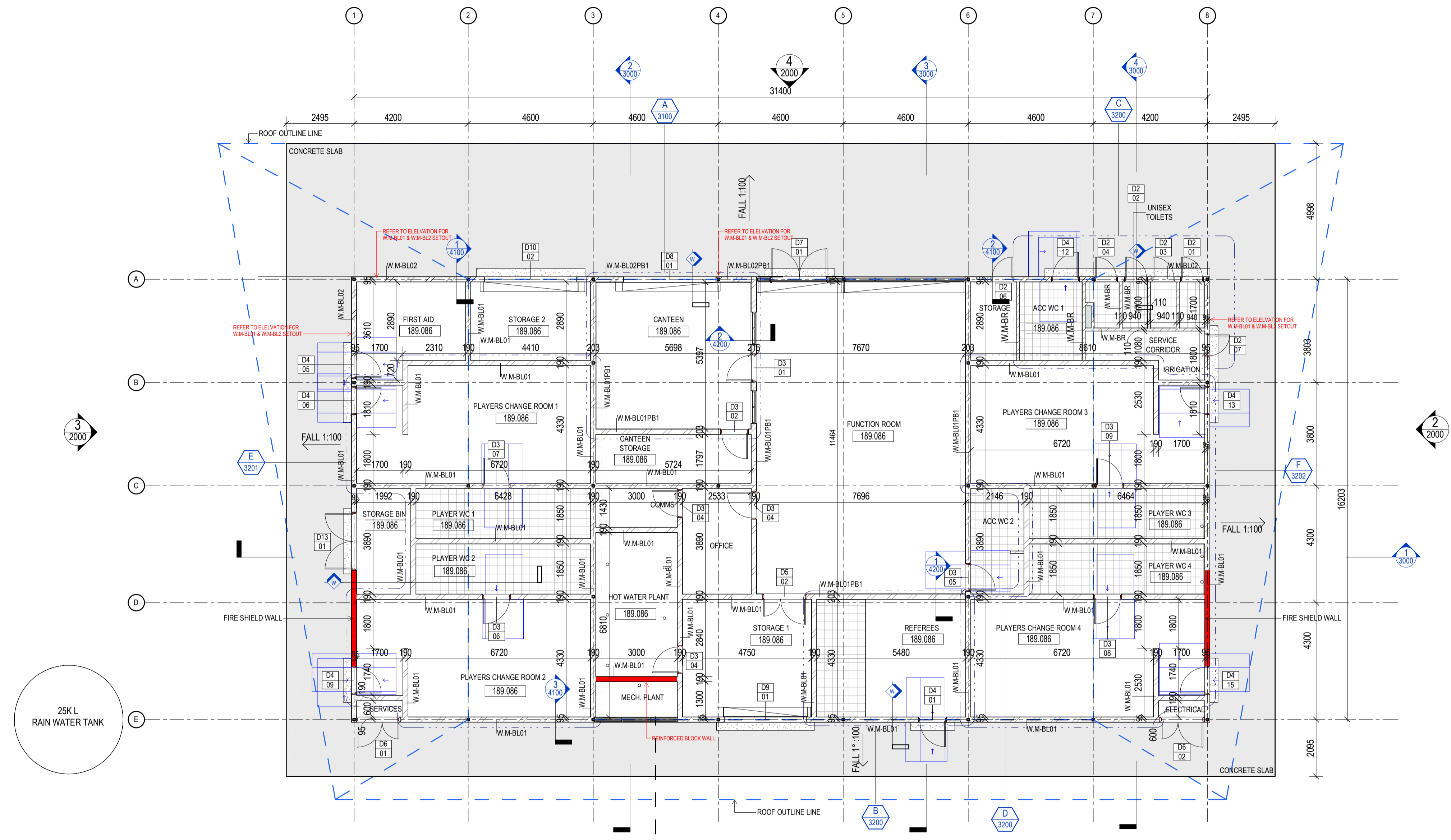


SYDNEY
 Level 5, 111-117 Devonshire St
 Surry Hills NSW 2010
 T +61 2 8396 9500
 syd@modedesign.com.au
 ABN: 65 112 807 931

PROJECT
MELROSE PARK SPORTS PAVILION
 496 WEBB ST LAVINGTON NSW 2640

DRAWING TITLE
REFLECTED CEILING PLAN

DRAWN	ISSUE	PROJECT No	STAGE	CHECKED	SCALE @ A1	DRAWING No	REVISION
HK	02/03/2023 5:44:49 PM	22173	CD	LC	1: 100	AR-1100	6

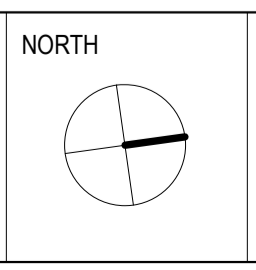


1 PLAN GROUND FLOOR PARTITIONS
Scale: 1 : 100



REV	DESCRIPTION	AUTH	CHK	DATE
1	70% CONTRACT DOCUMENTATION	HK	LC	27.01.23
2	70% CONTRACT DOCUMENTATION	HK	LC	02.03.23

• These designs and plans are the copyright of MODE DESIGN Corp. Pty Ltd and cannot be reproduced without written permission.
 • Verify all dimensions on site prior to commencement of work.
 • DO NOT scale off these drawings.
 • Report any discrepancies to the architect before carrying out any work.

STATUS
70% CONTRACT DOCUMENTATION



CLIENT



SYDNEY
Level 5, 111-117 Devonshire St
Surry Hills NSW 2010
T +61 2 8396 9500
syd@modedesign.com.au
ABN: 65 112 807 931


PROJECT
MELROSE PARK SPORTS PAVILION
496 WEBB ST LAVINGTON NSW 2640

DRAWING TITLE
WALL SETOUT PLAN

DRAWN HK	CHECKED LC
ISSUE 02/03/2023 5:44:51 PM	SCALE @ A1 1 : 100
PROJECT No 22173	STAGE CD
DRAWING No AR-1200	REVISION 2

- LEGEND**
- PROPOSED BUILDING
 - EXTERNAL SLAB
 - CONCRETE PLINTH
 - CONCRETE SET DOWN
 - SFL STRUCTURAL FINISH LEVEL
 - C1 STRUCTURAL COLUMN
 - M1 STRUCTURAL MULLION
 - DCJ DOWEL CONSTRUCTION JOINT. REFER TO STRUCTURAL DRAWINGS
 - SCJ SAWCUT JOINT. REFER TO STRUCTURAL DRAWINGS

NOTE: REFER TO HYDRAULIC DRAWINGS FOR FIXTURE WASTE PROVISIONS SCHEDULE

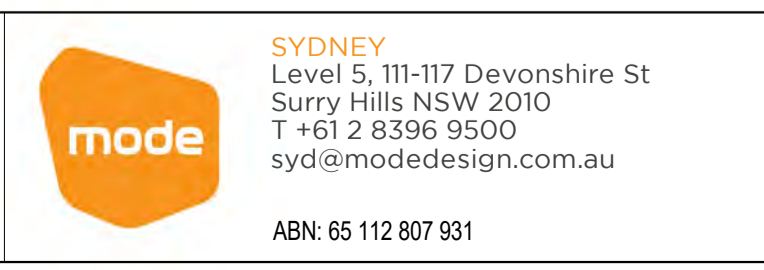

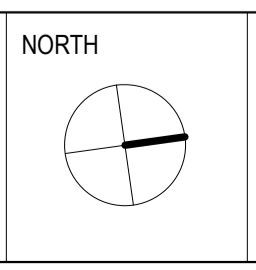


1 PLAN GROUND FLOOR CONCRETE SETOUT
Scale: 1: 100

REV	DESCRIPTION	AUTH	CHK	DATE
1	70% CONTRACT DOCUMENTATION	HK	LC	27.01.23
2	70% CONTRACT DOCUMENTATION	HK	LC	02.03.23

- These designs and plans are the copyright of MODE DESIGN Corp. Pty Ltd and cannot be reproduced without written permission.
- Verify all dimensions on site prior to commencement of work.
- DO NOT scale off these drawings.
- Report any discrepancies to the architect before carrying out any work.

STATUS
70% CONTRACT DOCUMENTATION

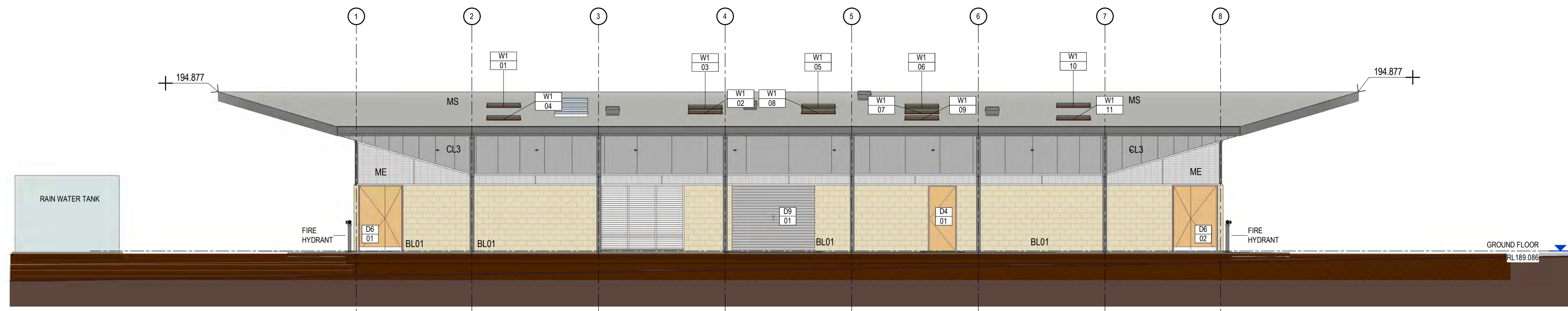


PROJECT
MELROSE PARK SPORTS PAVILION
496 WEBB ST LAVINGTON NSW 2640

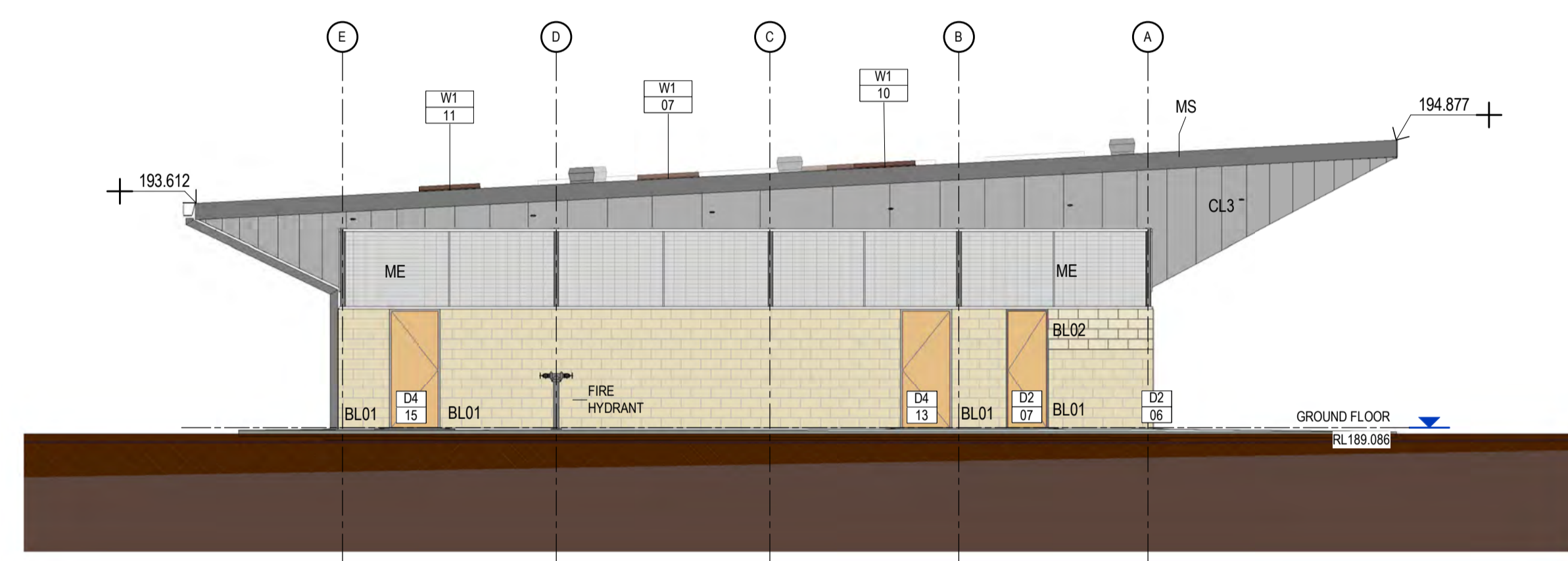
DRAWING TITLE
CONCRETE SETOUT PLAN

DRAWN HK	CHECKED LC
ISSUE 02/03/2023 5:44:52 PM	SCALE @ A1 1: 100
PROJECT No 22173	STAGE CD
DRAWING No AR-1300	REVISION 2

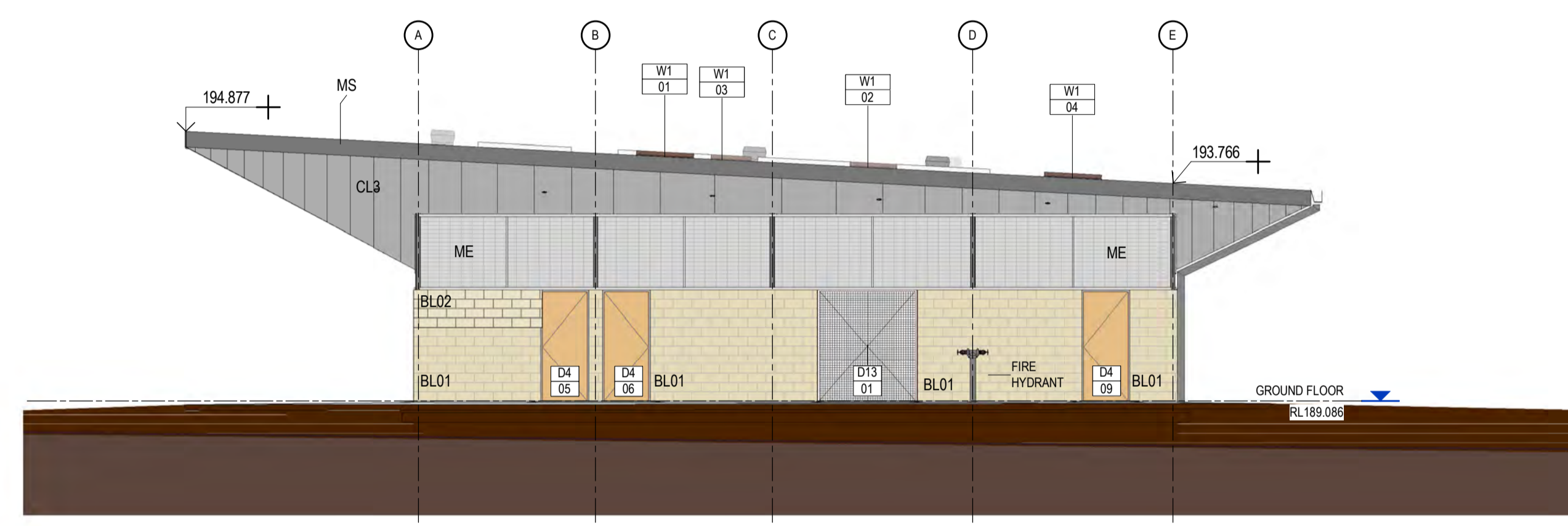
02/03/2023 5:44:52 PM



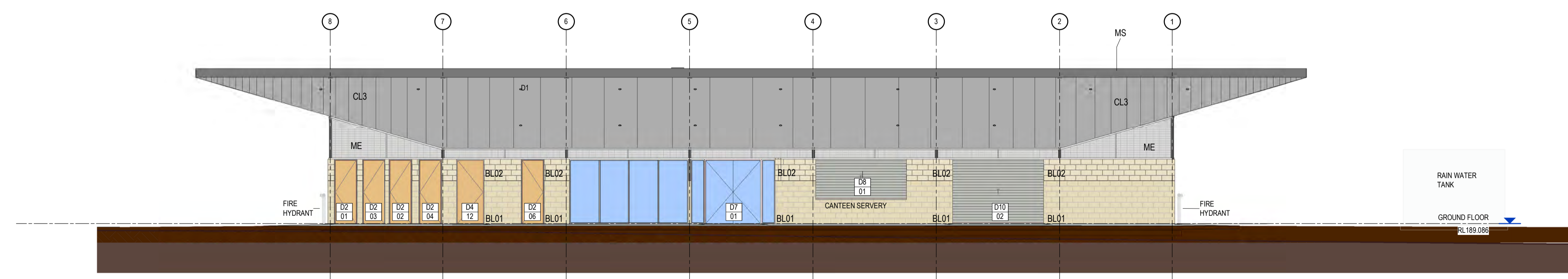
1 ELEVATION EAST ELEVATION
Scale: 1 : 100



2 ELEVATION NORTH ELEVATION
Scale: 1 : 100



3 ELEVATION SOUTH ELEVATION
Scale: 1 : 100




4 ELEVATION WEST ELEVATION
Scale: 1 : 100

REV	DESCRIPTION	AUTH	CHK	DATE
2	DESIGN DEVELOPMENT UPDATED	EC	KM	07.11.22
3	DESIGN DEVELOPMENT UPDATED	GE	KM	07.12.22
4	DESIGN DEVELOPMENT UPDATED	HK	KM	22.12.22
5	70% CONTRACT DOCUMENTATION	HK	LC	27.01.23
6	70% CONTRACT DOCUMENTATION	HK	LC	02.03.23

• These designs and plans are the copyright of MODE DESIGN Corp. Pty Ltd and cannot be reproduced without written permission.
 • Verify all dimensions on site prior to commencement of work.
 • DO NOT scale off these drawings.
 • Report any discrepancies to the architect before carrying out any work.

STATUS
70% CONTRACT DOCUMENTATION
 0m 1 2 3 4 5

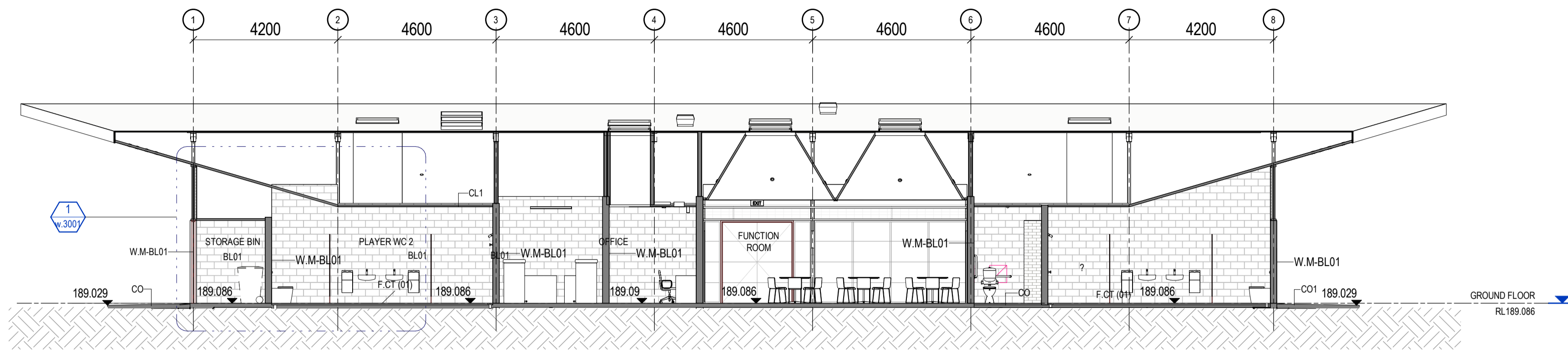


PROJECT
MELROSE PARK SPORTS PAVILION
 496 WEBB ST LAVINGTON NSW 2640

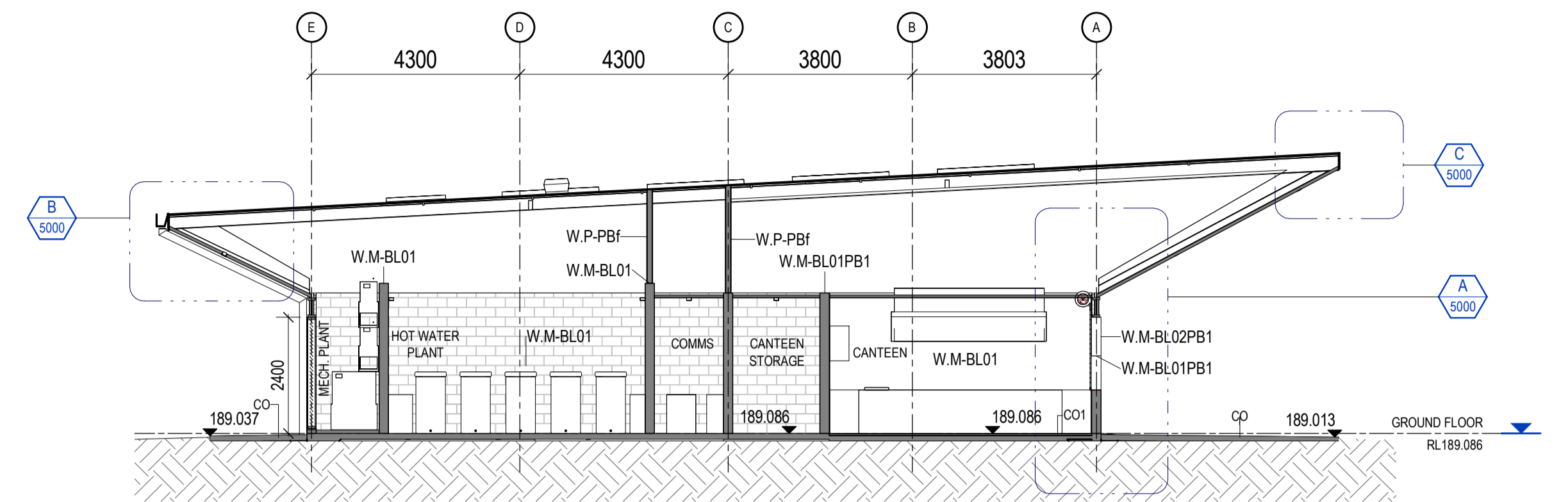
DRAWING TITLE
BUILDING ELEVATIONS

DRAWN	CHKD	ISSUE	PROJECT No	STAGE	DRAWING No	REVISION
HK	LC	02/03/2023 5:45:03 PM	22173	CD	AR-2000	6

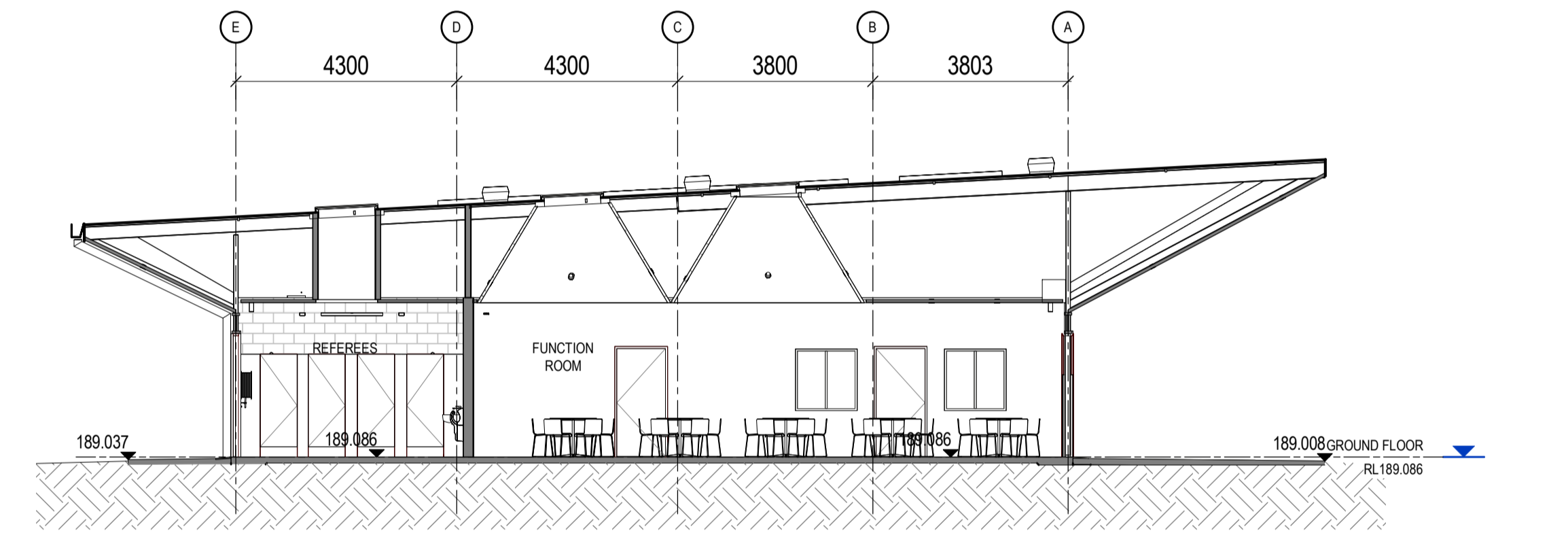
02/03/2023 5:45:03 PM



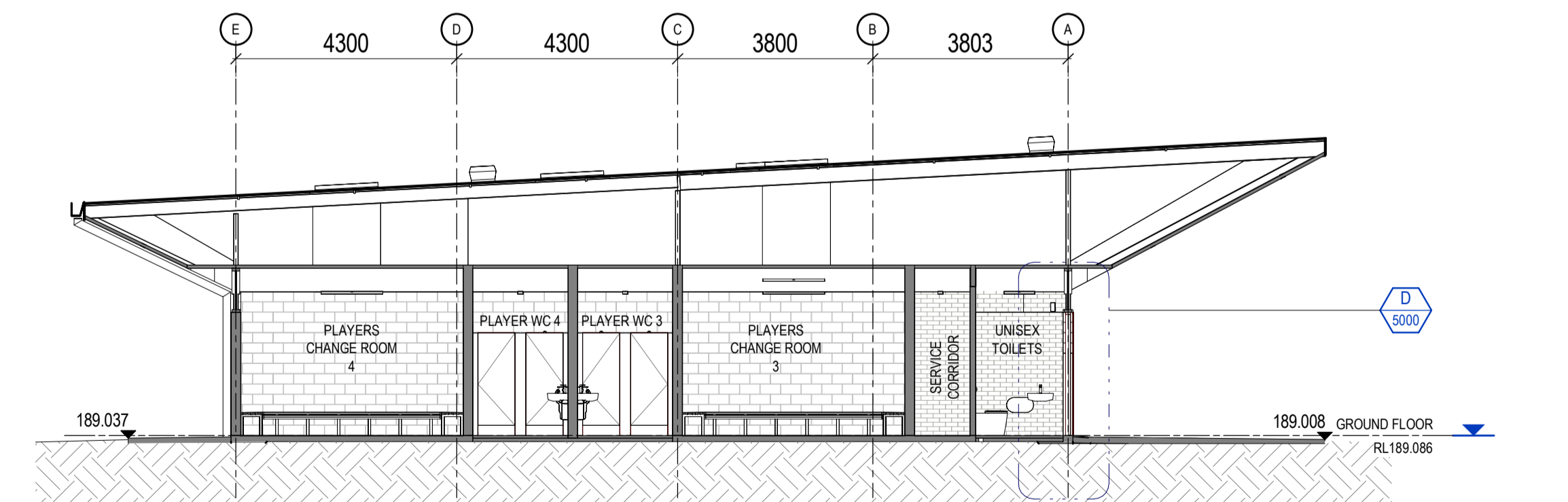
1 SECTION SECTION 1
Scale: 1 : 100



2 SECTION SECTION 2
Scale: 1 : 100



3 SECTION SECTION 3
Scale: 1 : 100

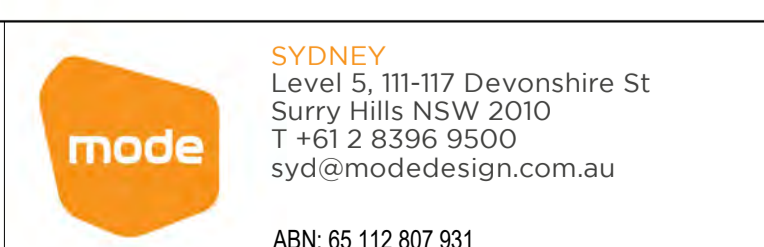



4 SECTION SECTION 4
Scale: 1 : 100

REV	DESCRIPTION	AUTH	CHK	DATE
2	DESIGN DEVELOPMENT UPDATED	EC	KM	07.11.22
3	DESIGN DEVELOPMENT UPDATED	GE	KM	07.12.22
4	DESIGN DEVELOPMENT UPDATED	HK	KM	22.12.22
5	70% CONTRACT DOCUMENTATION	HK	LC	27.01.23
6	70% CONTRACT DOCUMENTATION	HK	LC	02.03.23

• These designs and plans are the copyright of MODE DESIGN Corp. Pty Ltd and cannot be reproduced without written permission.
 • Verify all dimensions on site prior to commencement of work.
 • DO NOT scale off these drawings.
 • Report any discrepancies to the architect before carrying out any work.

STATUS
70% CONTRACT DOCUMENTATION



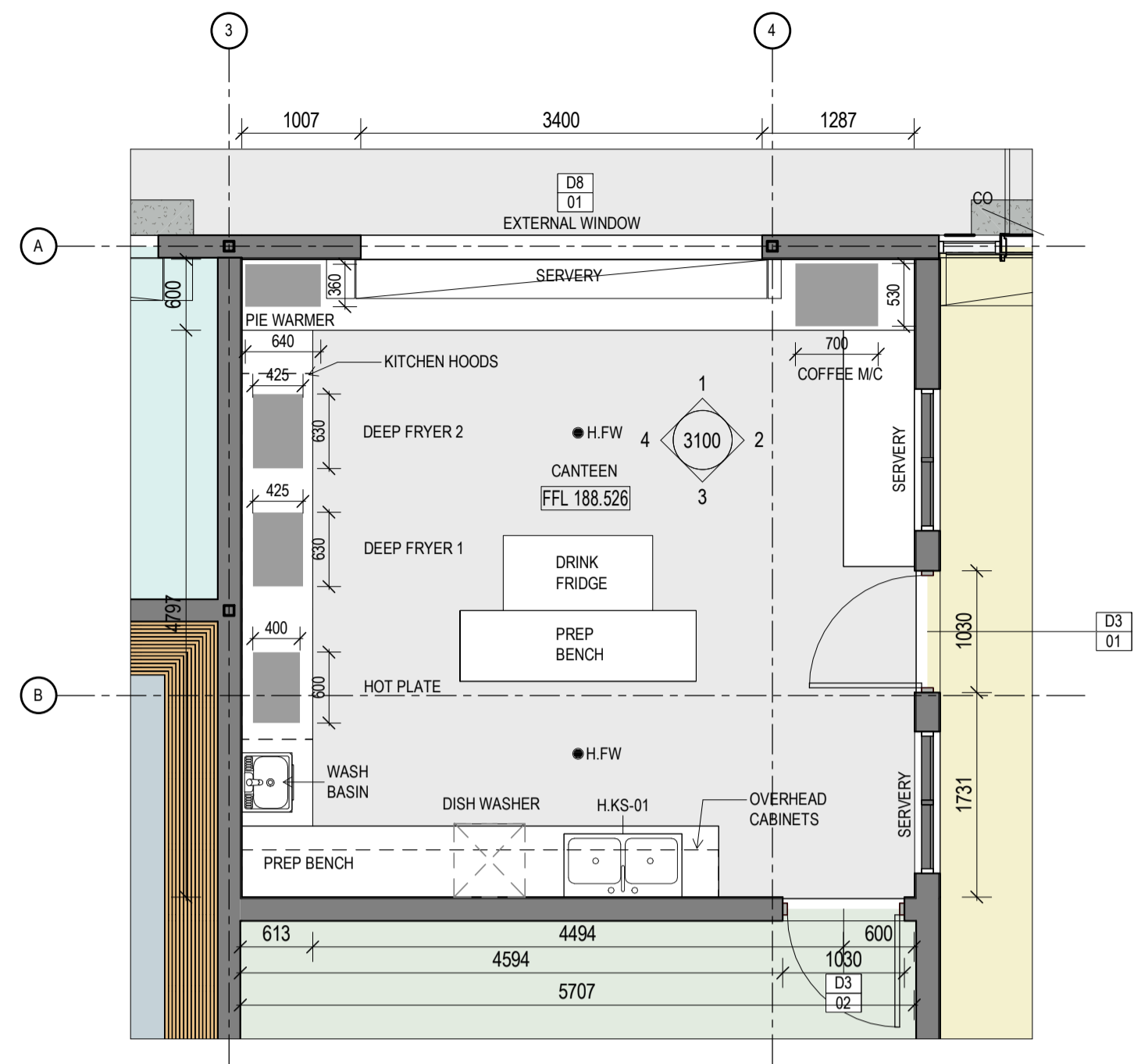
PROJECT
MELROSE PARK SPORTS PAVILION

496 WEBB ST LAVINGTON NSW 2640

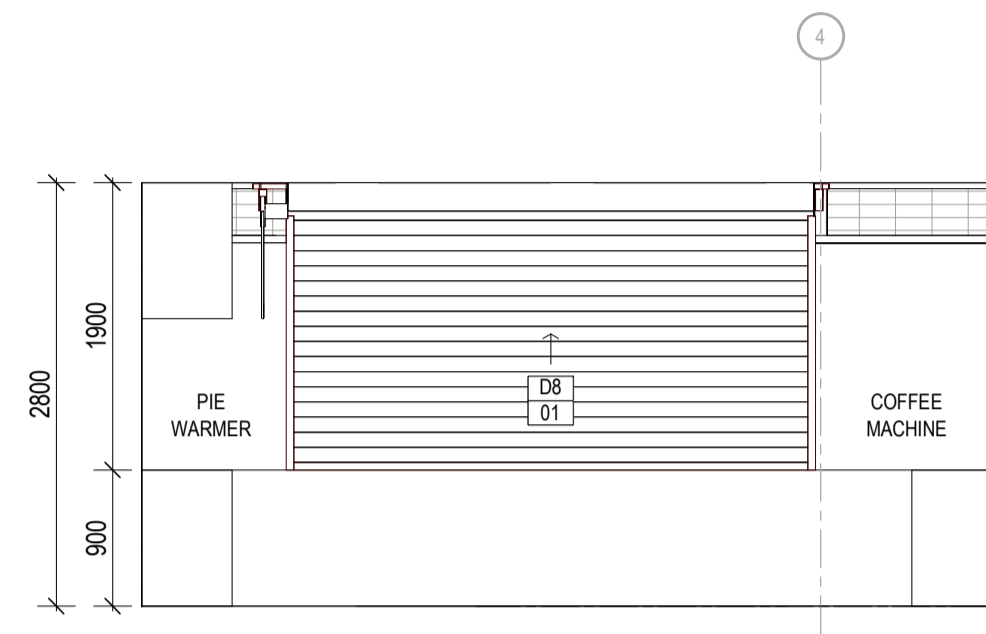
DRAWING TITLE
BUILDING SECTIONS

DRAWN	CHKD	ISSUE	PROJECT No	STAGE	DRAWING No	CHECKED	SCALE @ A1	SCALE @ A3	REVISION
HK	LC	02/03/2023 5:45:06 PM	22173	CD	AR-3000	LC	1 : 100	1 : 200	6

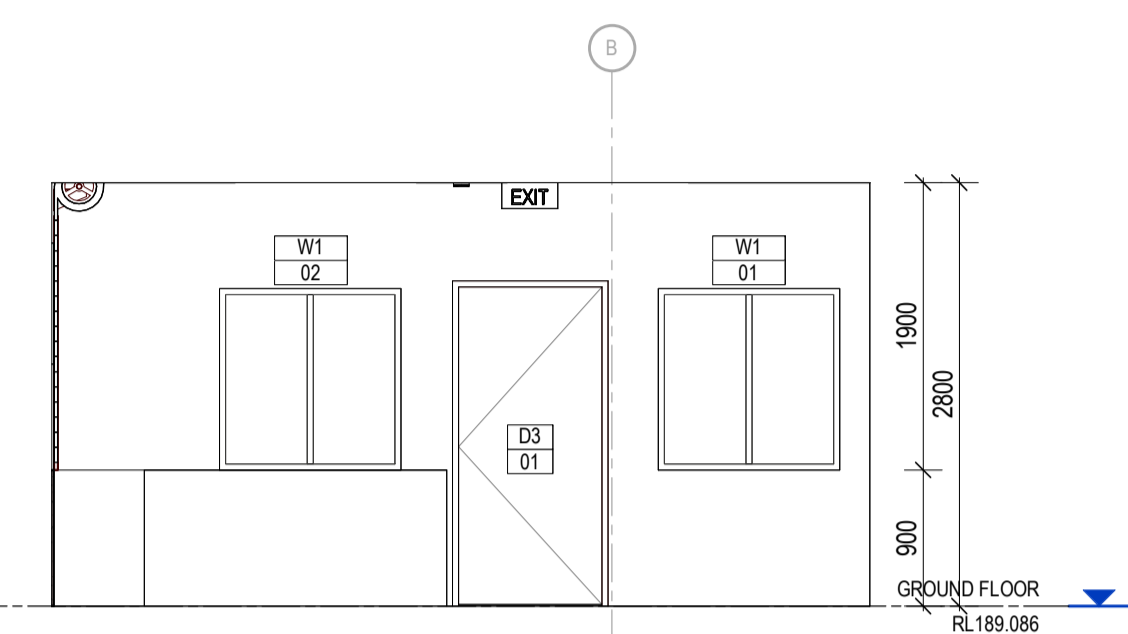
02/03/2023 5:45:06 PM



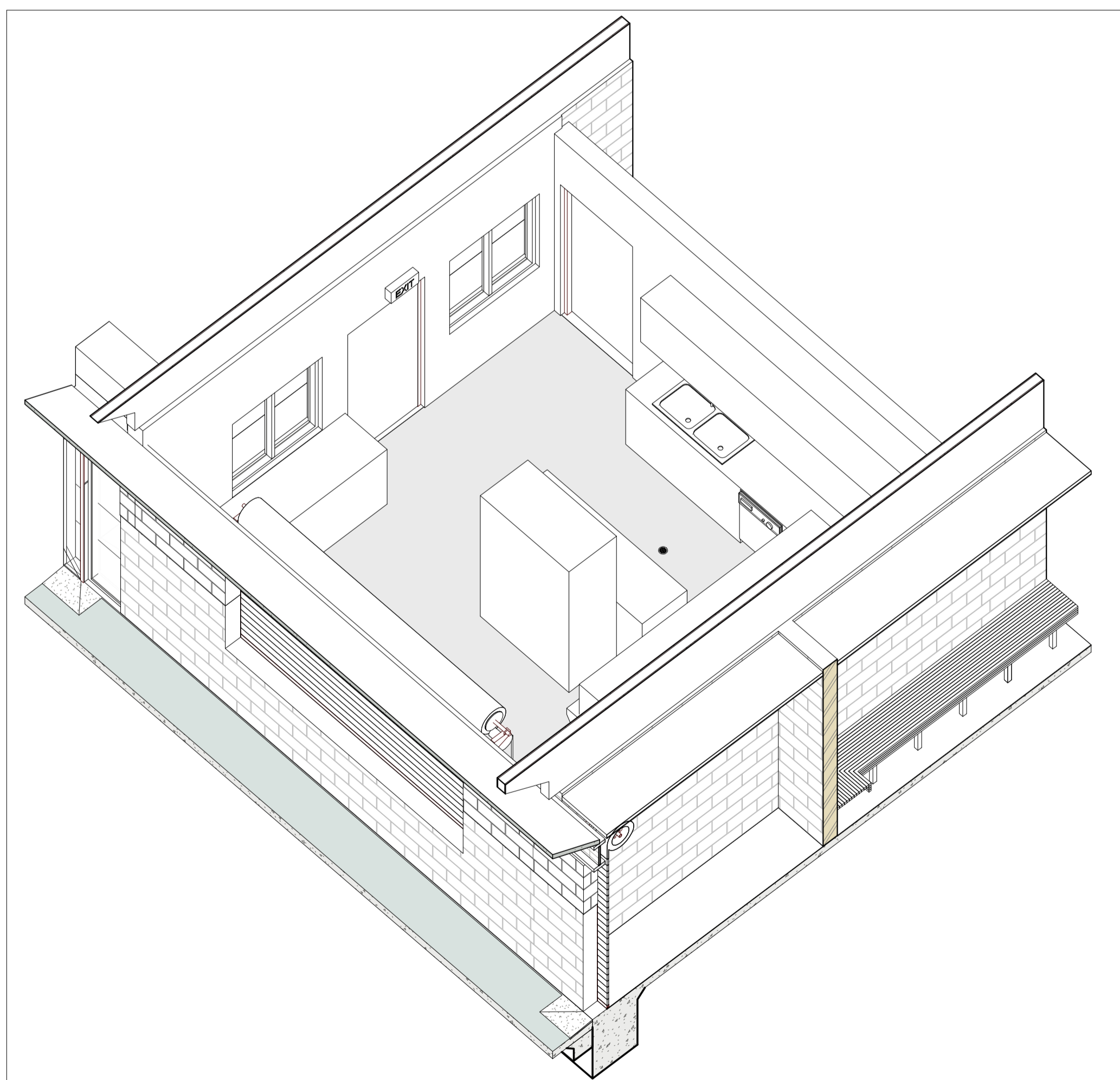
A DETAIL PLAN
Scale: 1:50



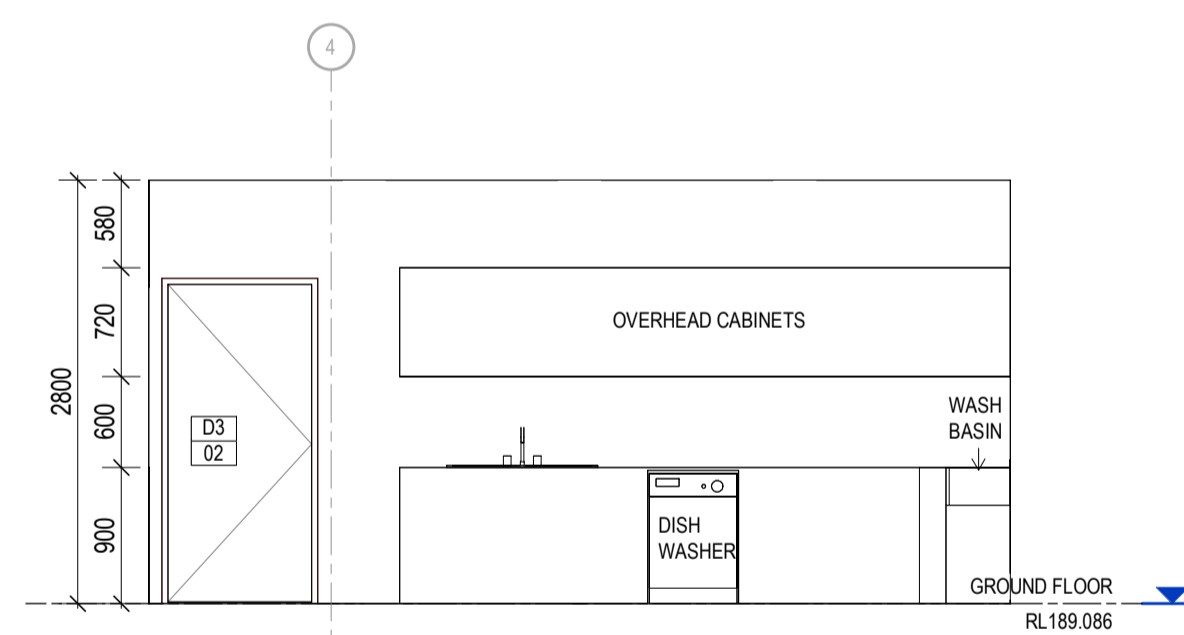
1 ELEVATION
Scale: 1:50



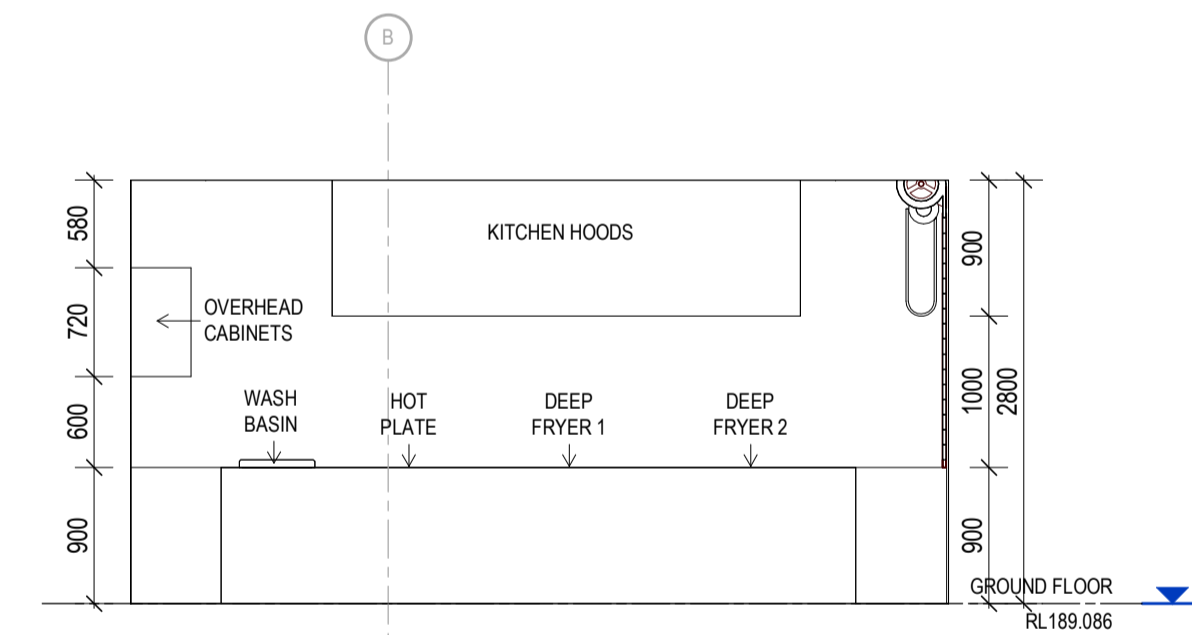
2 ELEVATION
Scale: 1:50



6 3D VIEW
Scale:



3 ELEVATION
Scale: 1:50



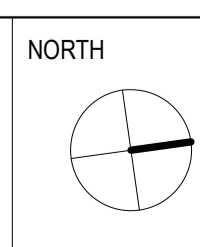
4 ELEVATION
Scale: 1:50

REV	DESCRIPTION	AUTH	CHK	DATE
1	DESIGN DEVELOPMENT UPDATED	HK	LC	22.01.23
2	70% CONTRACT DOCUMENTATION	HK	LC	27.01.23
3	70% CONTRACT DOCUMENTATION	HK	LC	02.03.23


- These designs and plans are the copyright of MODE DESIGN Corp. Pty Ltd and cannot be reproduced without written permission.
- Verify all dimensions on site prior to commencement of work.
- DO NOT scale off these drawings.
- Report any discrepancies to the architect before carrying out any work.

STATUS
70% CONTRACT DOCUMENTATION

0m 0.5 1 1.5 2 2.5



CLIENT



SYDNEY
Level 5, 111-117 Devonshire St
Surry Hills NSW 2010
T +61 2 8396 9500
syd@modedesign.com.au
ABN: 65 112 807 931

PROJECT

MELROSE PARK SPORTS PAVILION

496 WEBB ST LAVINGTON NSW 2640

DRAWING TITLE

CANTEEN DETAILED PLANS

DRAWN

HK

ISSUE

02/03/2023 5:45:08 PM

PROJECT No

22173

CHECKED

LC

SCALE @ A1

1:50

STAGE

CD

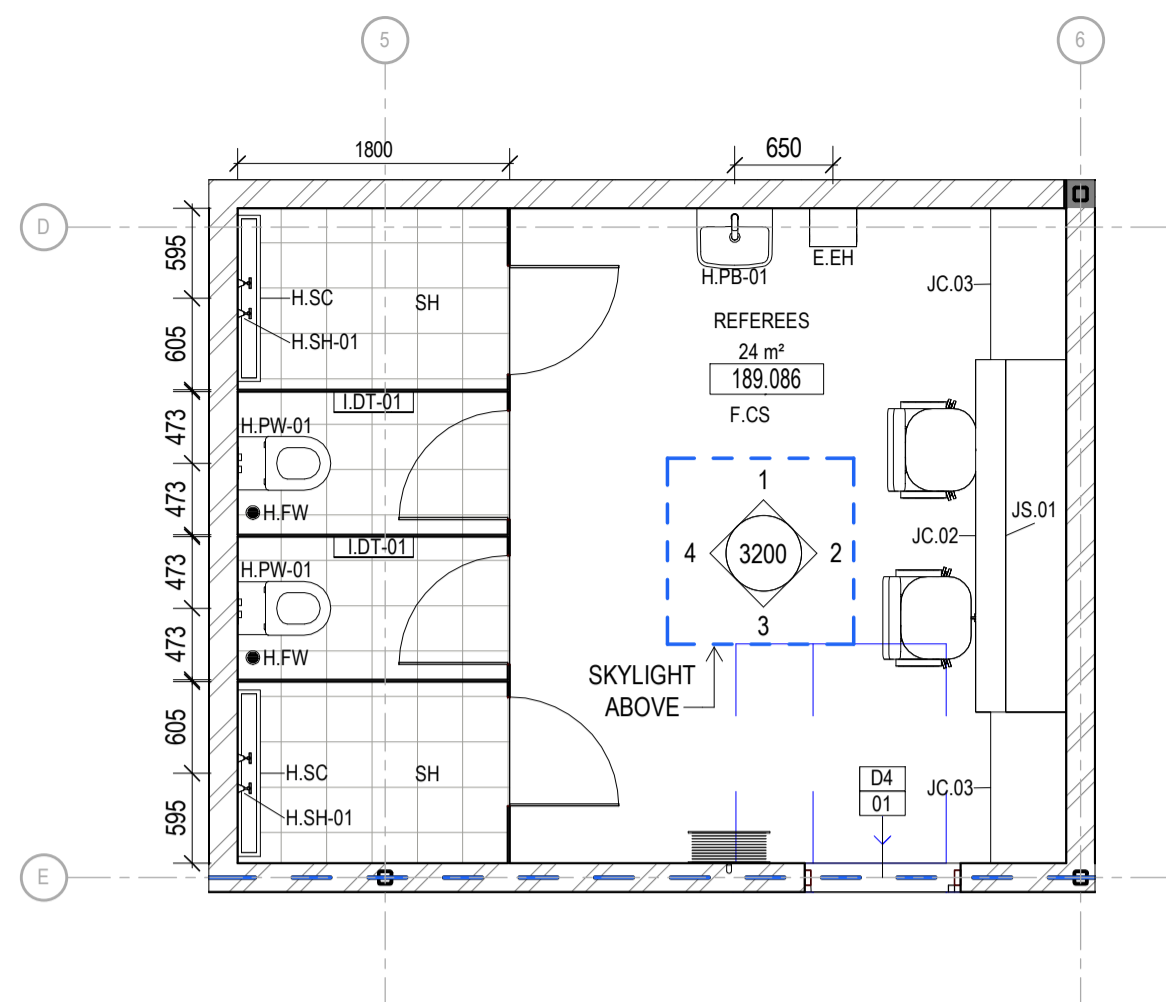
DRAWING No

AR-3100

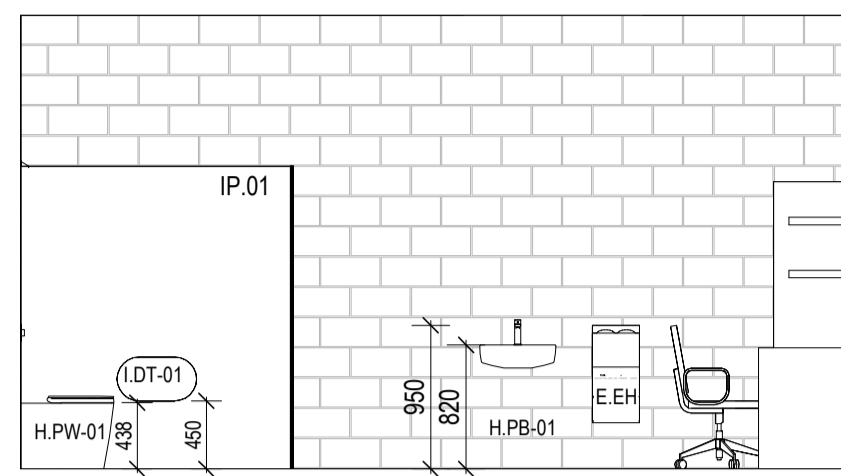
REVISION

3

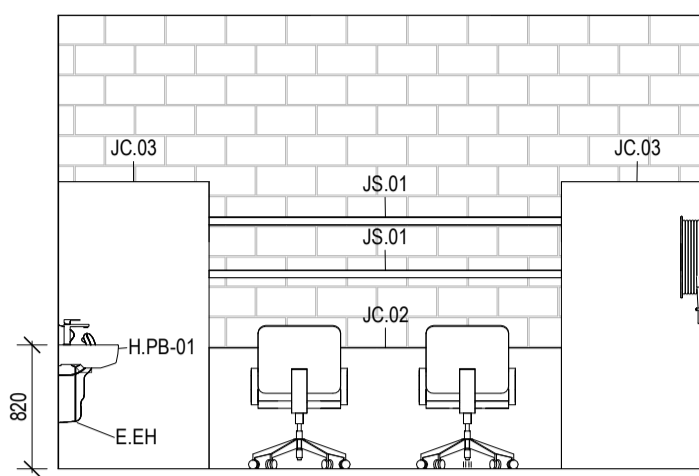
02/03/2023 5:45:08 PM



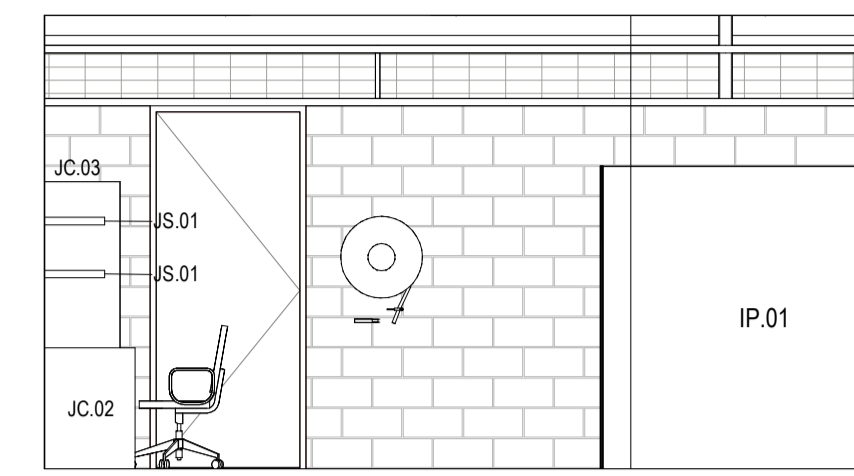
B PLAN REFEREES TOILETS
Scale: 1:50



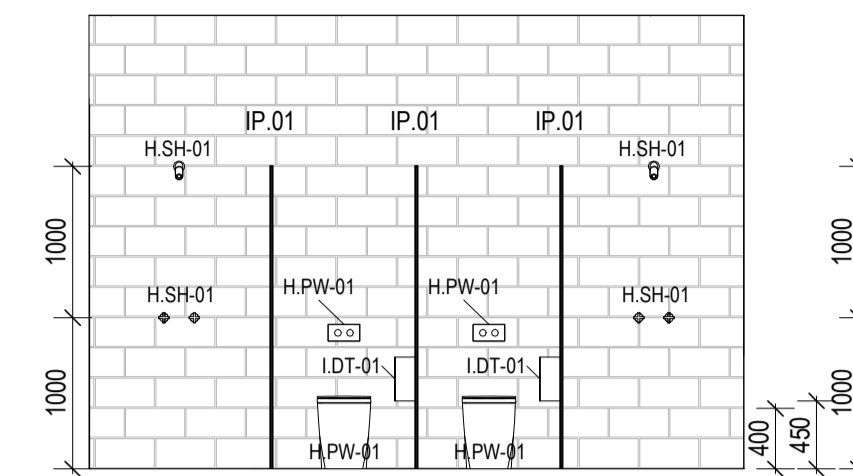
1 ELEVATION
Scale: 1:50



2 ELEVATION
Scale: 1:50

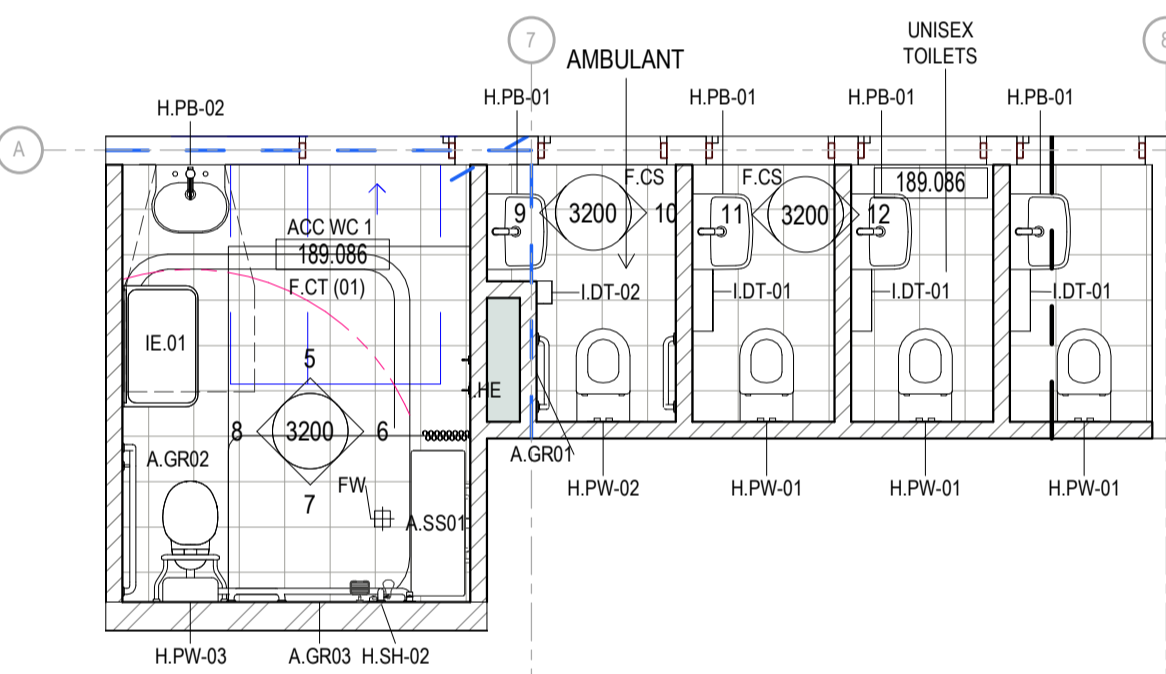


3 ELEVATION
Scale: 1:50

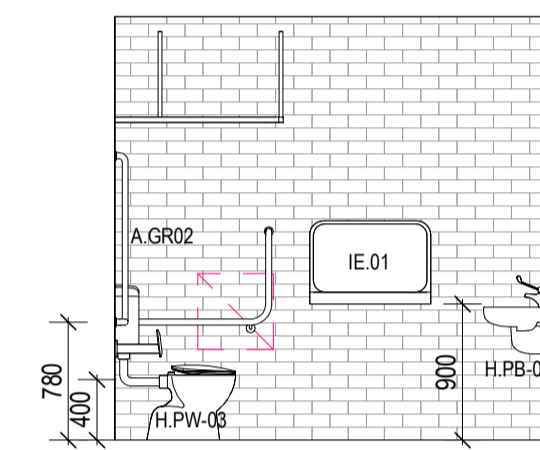


4 ELEVATION
Scale: 1:50

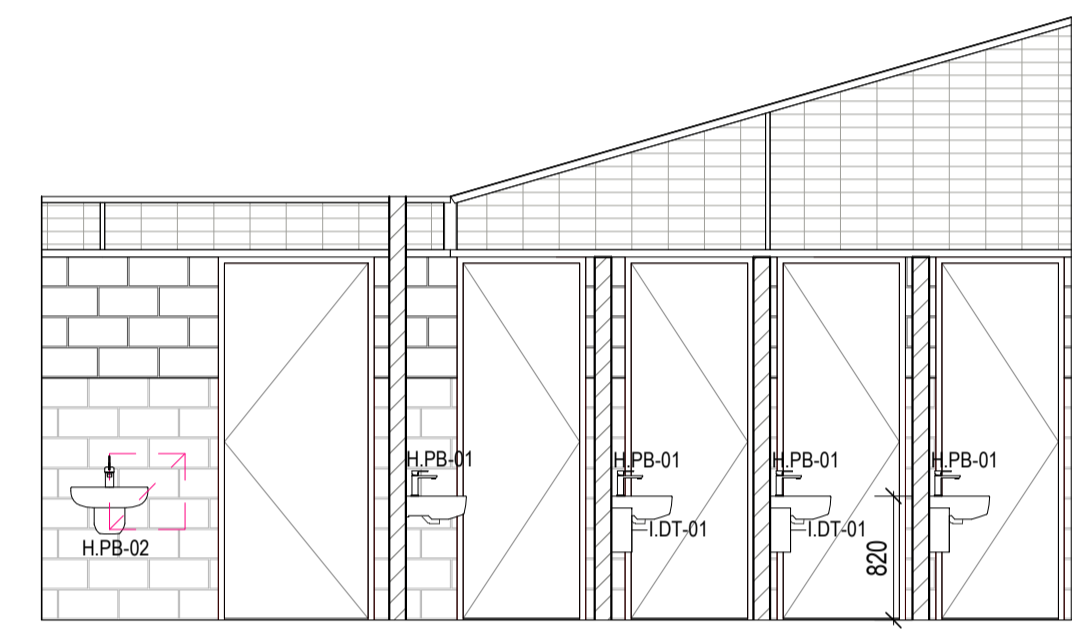
- LEGEND**
- A.GR-01 ACCESSIBLE GRABRAIL
 - A.GR-02 ACCESSIBLE GRABRAIL
 - E.EH HAND DRYER
 - FW FLOOR WASTE
 - H.PB-01 BASIN
 - H.PB-0 BASIN
 - H.PS SINK
 - H.PU URINAL
 - H.PW-01 TOILET PAN
 - H.PW-02 AMBULANT TOILET PAN
 - H.PW-03 ACCESSIBLE TOILET SUITE
 - H.SC STORMWATER GRATED DRAIN
 - H.SH-01 SHOWER HEAD
 - H.SH-02 SHOWER HEAD
 - I.DT-01 TOILET ROLL HOLDER
 - I.DT-02 TOILET ROLL HOLDER
 - A.SS01 SHOWER SEAT
 - IE-01 CHANGING TABLE
 - IP-01 TOILET CUBICLE



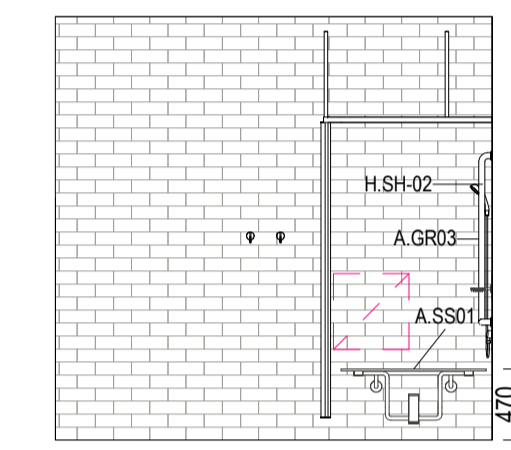
C PLAN ACCESSIBLE TOILETS 1 & UNISEX
Scale: 1:50



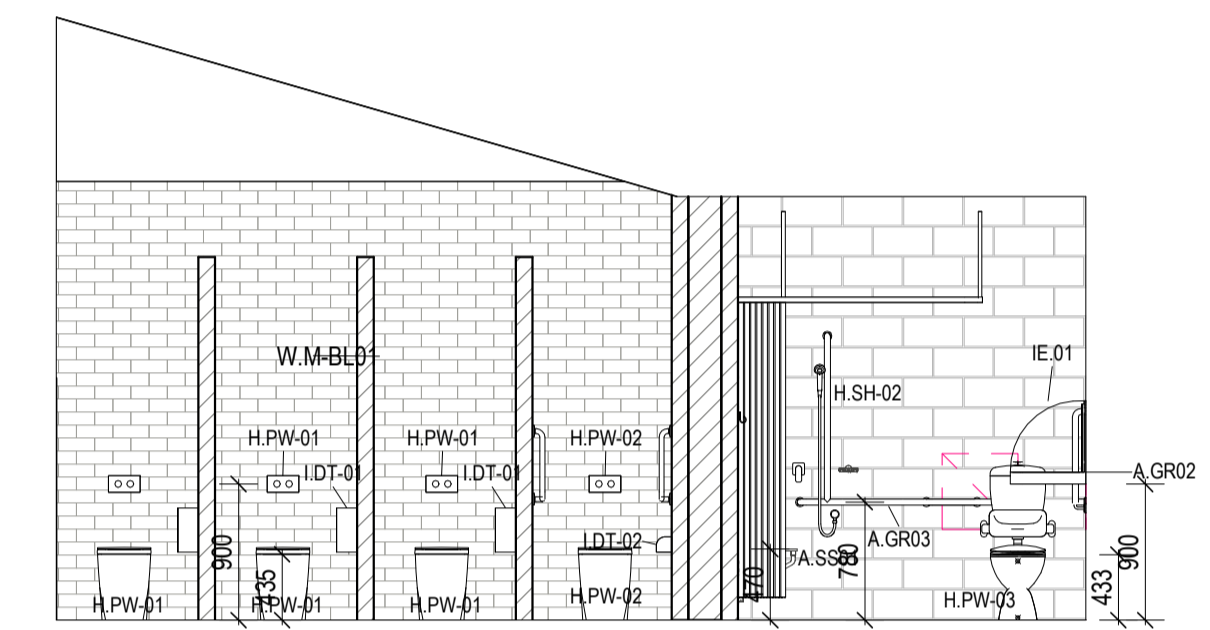
8 ELEVATION
Scale: 1:50



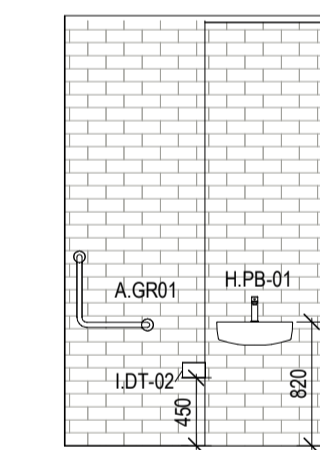
5 ELEVATION
Scale: 1:50



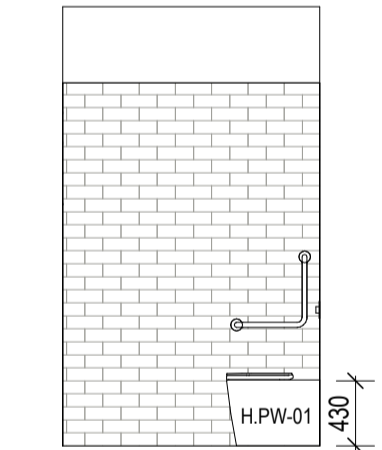
6 ELEVATION
Scale: 1:50



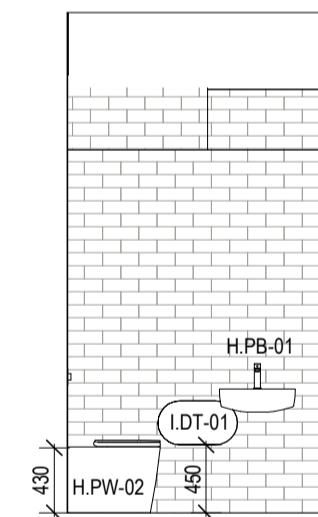
7 ELEVATION
Scale: 1:50




9 ELEVATION
Scale: 1:50



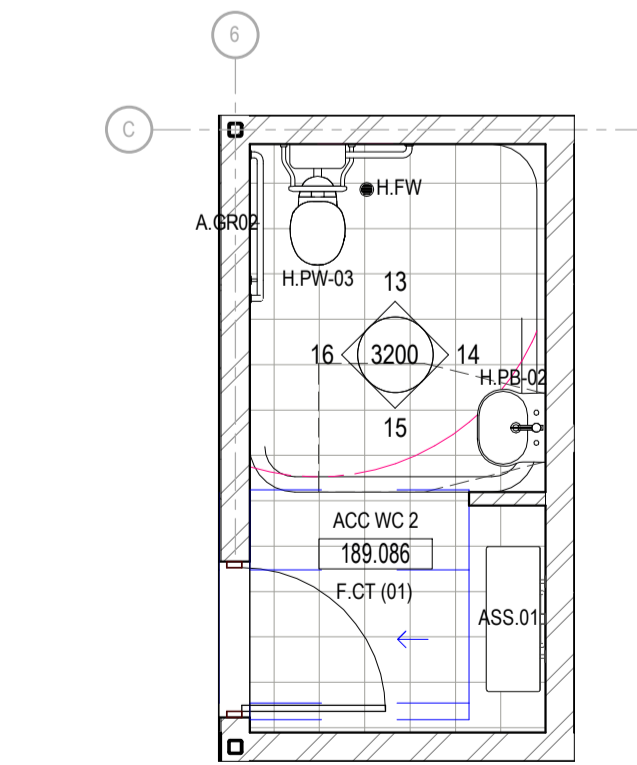
10 ELEVATION
Scale: 1:50



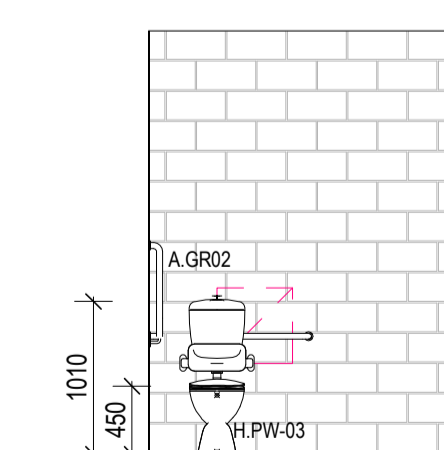
11 ELEVATION
Scale: 1:50



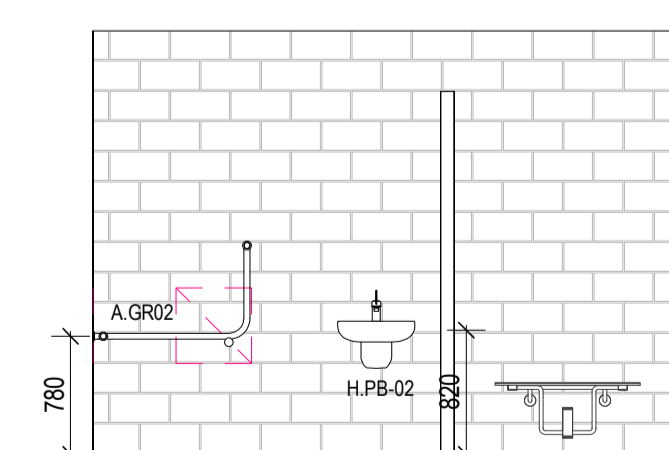
12 ELEVATION
Scale: 1:50



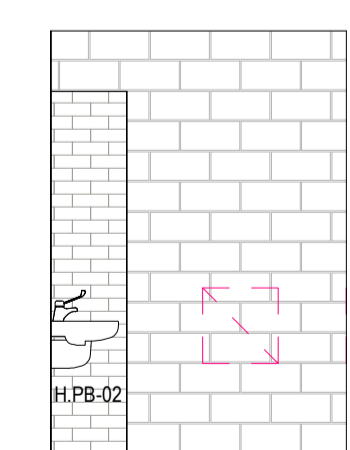
D PLAN ACCESSIBLE TOILETS 2
Scale: 1:50



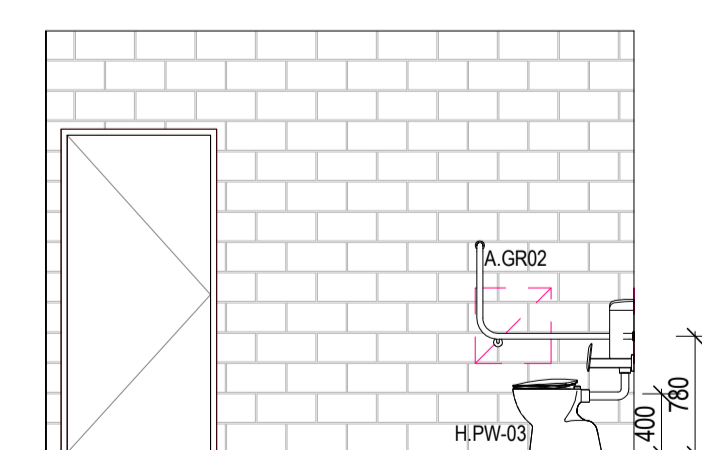
13 ELEVATION
Scale: 1:50



14 ELEVATION
Scale: 1:50



15 ELEVATION
Scale: 1:50

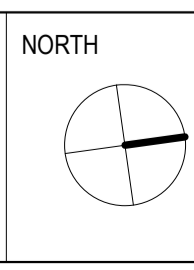


16 ELEVATION
Scale: 1:50


REV	DESCRIPTION	AUTH	CHK	DATE
1	70% CONTRACT DOCUMENTATION	HK	LC	27.01.23
2	70% CONTRACT DOCUMENTATION	HK	LC	02.03.23

• These designs and plans are the copyright of MODE DESIGN Corp. Pty Ltd and cannot be reproduced without written permission.
 • Verify all dimensions on site prior to commencement of work.
 • DO NOT scale off these drawings.
 • Report any discrepancies to the architect before carrying out any work.

STATUS
70% CONTRACT DOCUMENTATION
 0m 0.5 1 1.5 2 2.5



CLIENT



SYDNEY
 Level 5, 111-117 Devonshire St
 Surry Hills NSW 2010
 T +61 2 8396 9500
 syd@modedesign.com.au
 ABN: 65 112 807 931

PROJECT

MELROSE PARK SPORTS PAVILION
 496 WEBB ST LAVINGTON NSW 2640

DRAWING TITLE

REFEREES, UNISEX TOILET & ACCESSIBLE TOILETS 1 & 2 PLANS & ELEVATIONS

DRAWN

HK
 LC
 ISSUE
 02/03/2023 5:45:13 PM
 PROJECT No
 22173

CHECKED

LC
 SCALE @ A1
 1:50
 DRAWING No
 AR-3200

STAGE

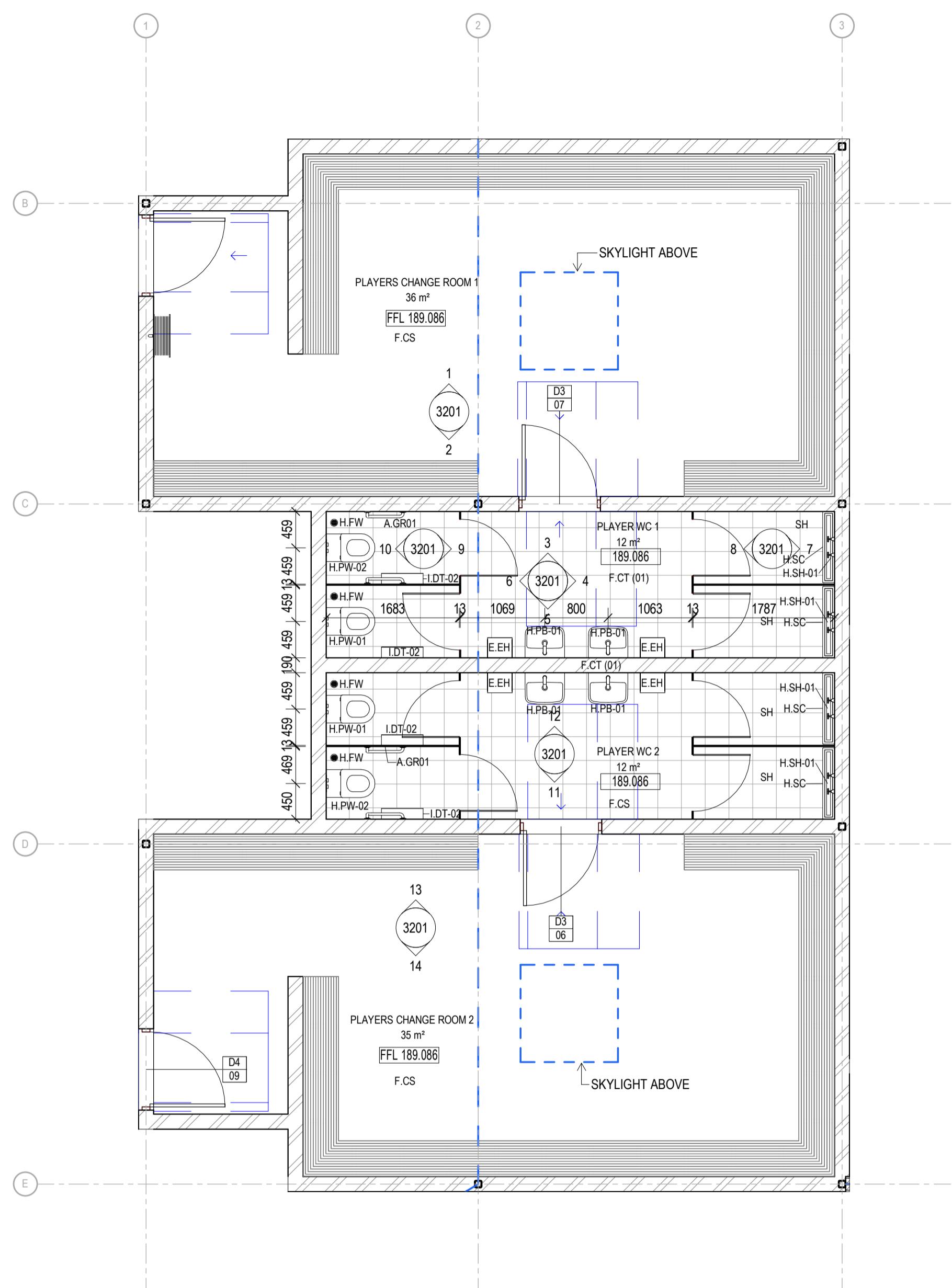
CD

REVISION

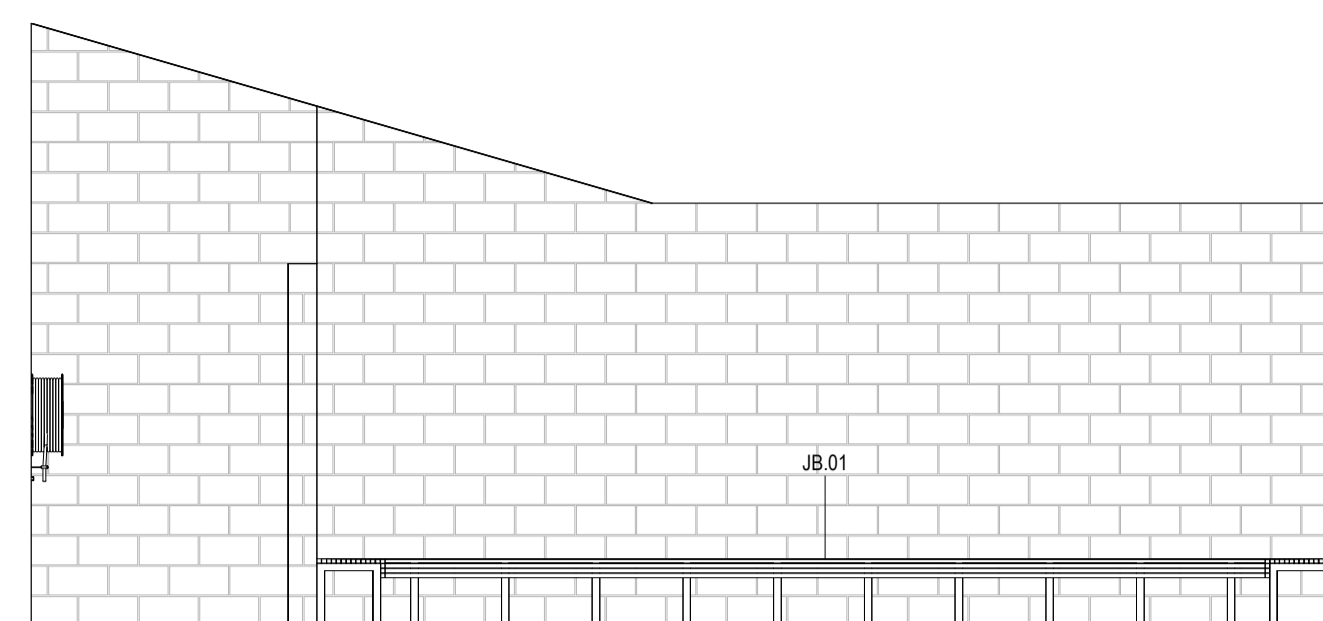
2

02/03/2023 5:45:13 PM

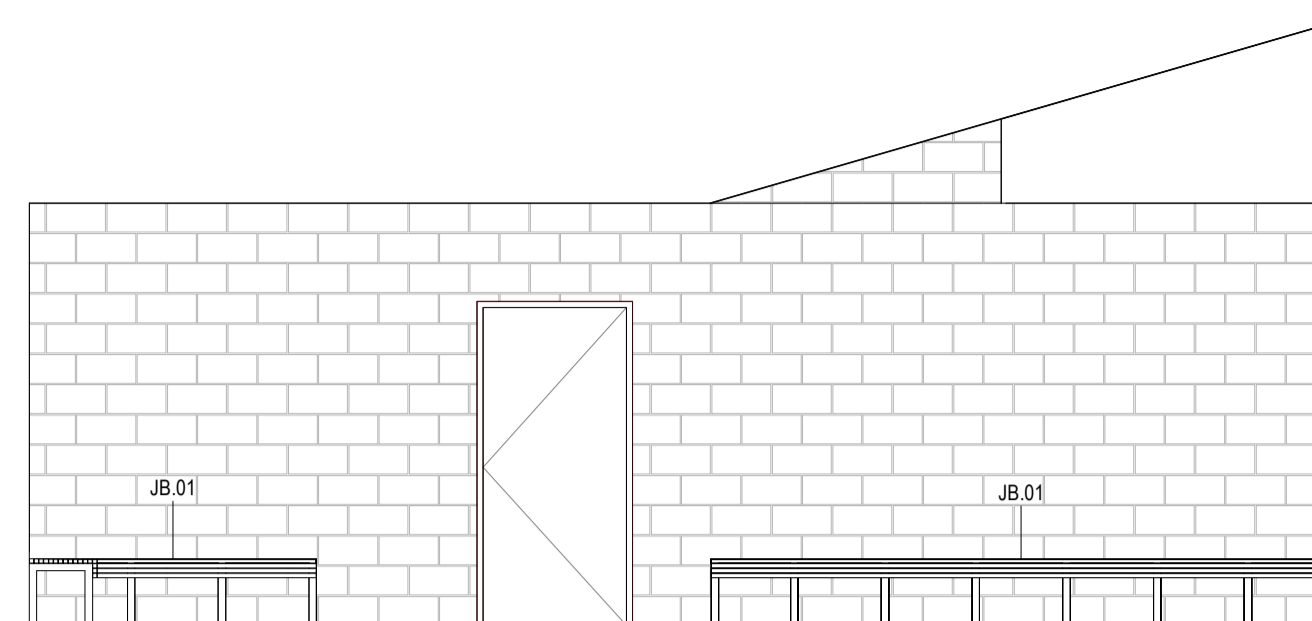
- LEGEND**
- A.GR-01 ACCESSIBLE GRABRAIL
 - A.GR-02 ACCESSIBLE GRABRAIL
 - E.EH HAND DRYER
 - FW FLOOR WASTE
 - H.PB-01 BASIN
 - H.PB-02 BASIN
 - H.PS SINK
 - H.PU URINAL
 - H.PW-01 TOILET PAN
 - H.PW-02 AMBULANT TOILET PAN
 - H.PW-03 ACCESSIBLE TOILET SUITE
 - H.SC STORMWATER GRATED DRAIN
 - H.SH-01 SHOWER HEAD
 - H.SH-02 SHOWER HEAD
 - I.DT-01 TOILET ROLL HOLDER
 - I.DT-02 TOILET ROLL HOLDER
 - A.SS-01 SHOWER SEAT
 - IE-01 CHANGING TABLE
 - IP-01 TOILET CUBICLE



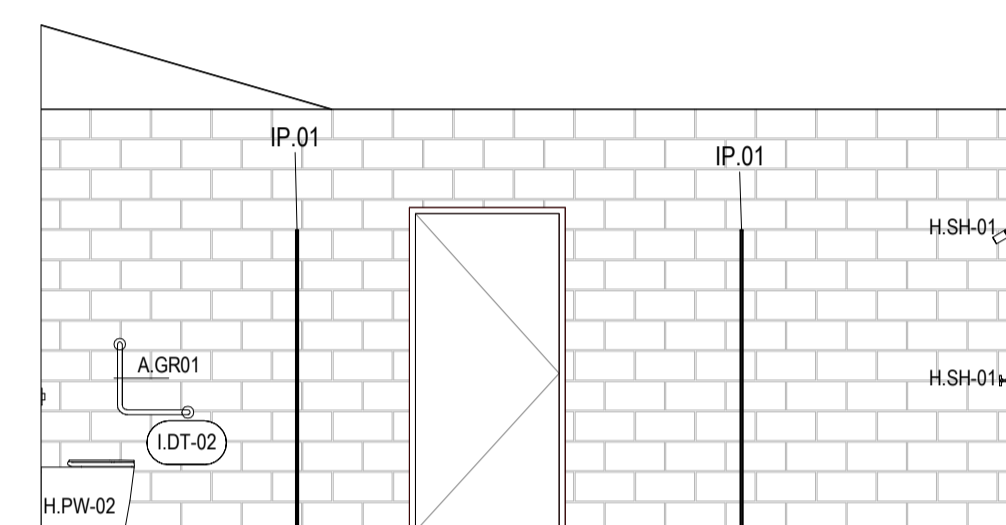
E PLAN
Scale: 1:50



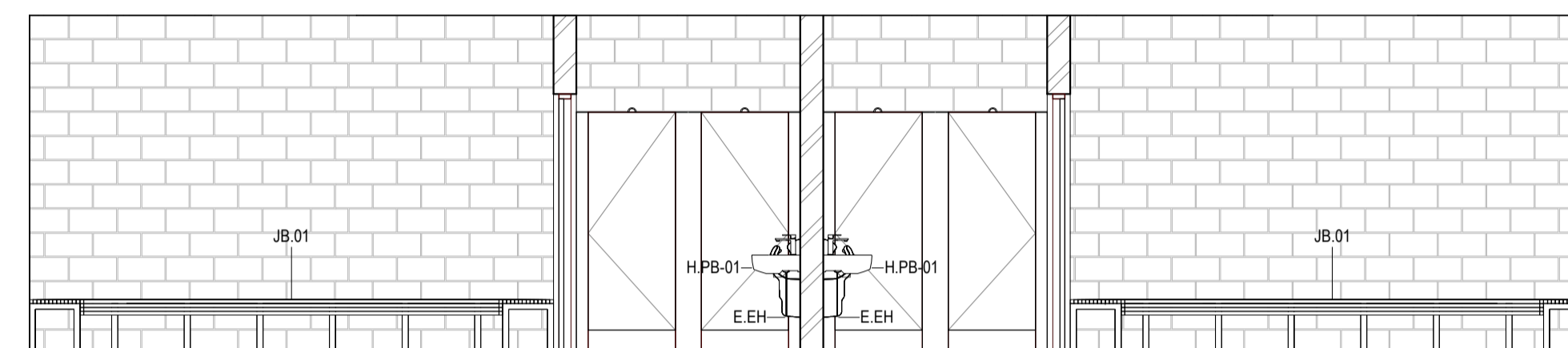
1 ELEVATION
Scale: 1:50



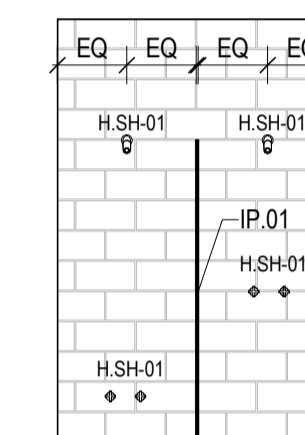
2 ELEVATION
Scale: 1:50



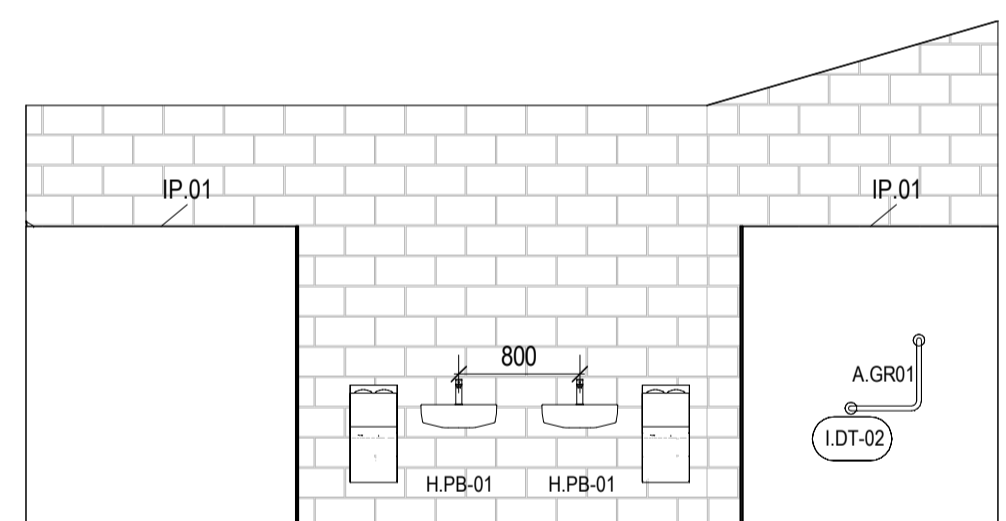
3 ELEVATION
Scale: 1:50



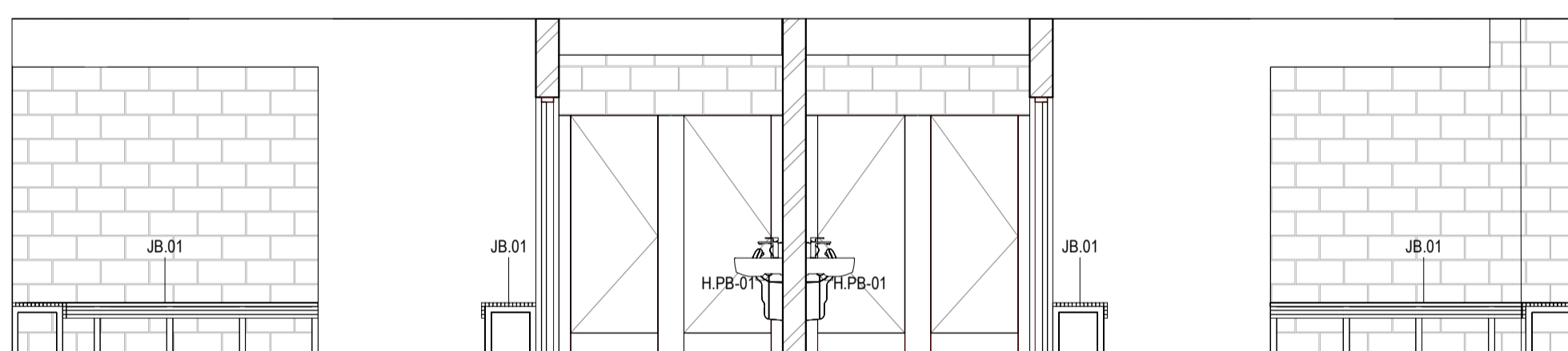
4 ELEVATION
Scale: 1:50



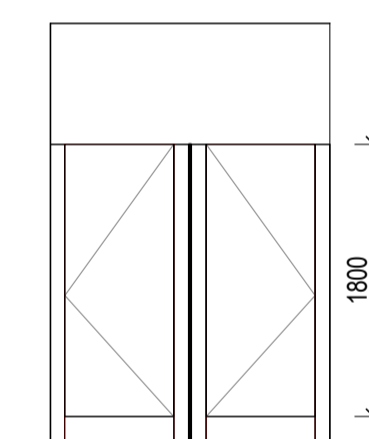
7 ELEVATION
Scale: 1:50



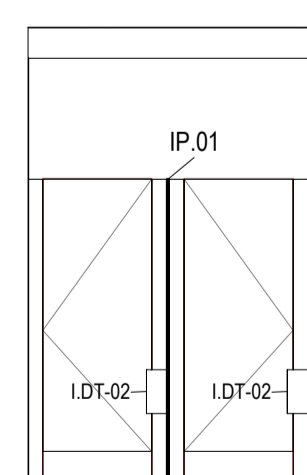
5 ELEVATION
Scale: 1:50



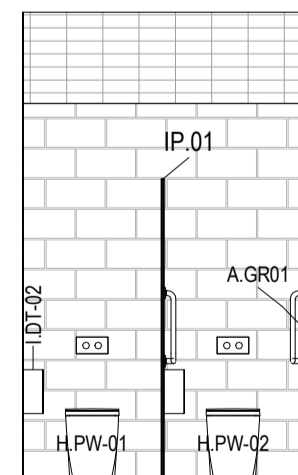
6 ELEVATION
Scale: 1:50



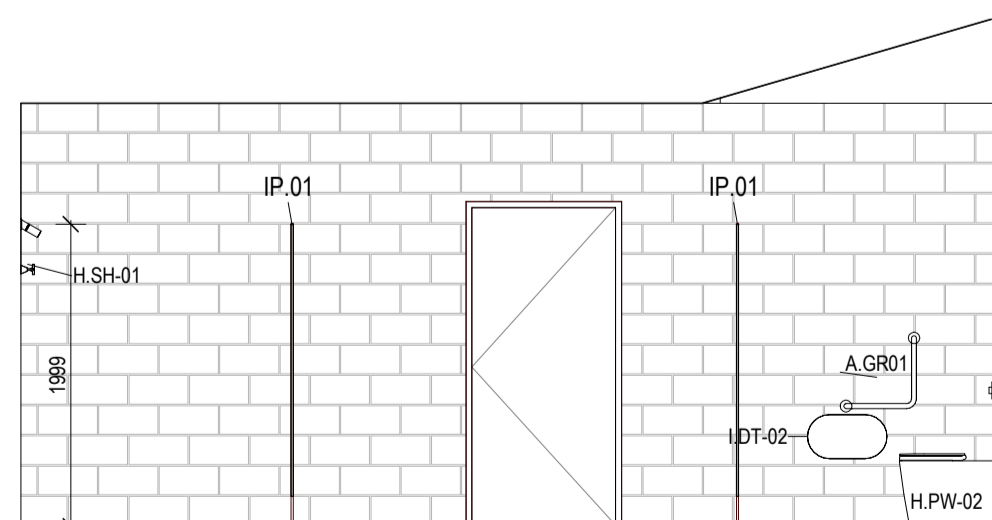
8 ELEVATION
Scale: 1:50



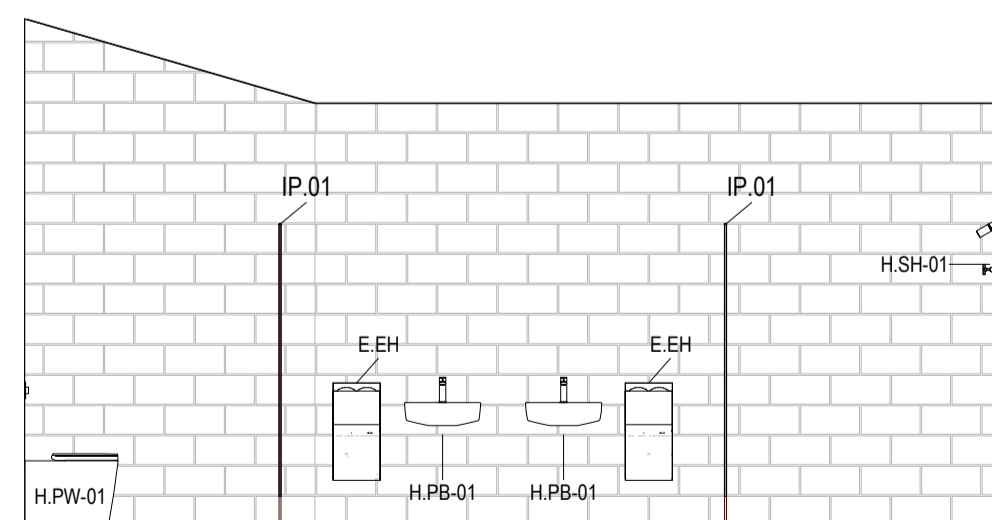
9 ELEVATION
Scale: 1:50



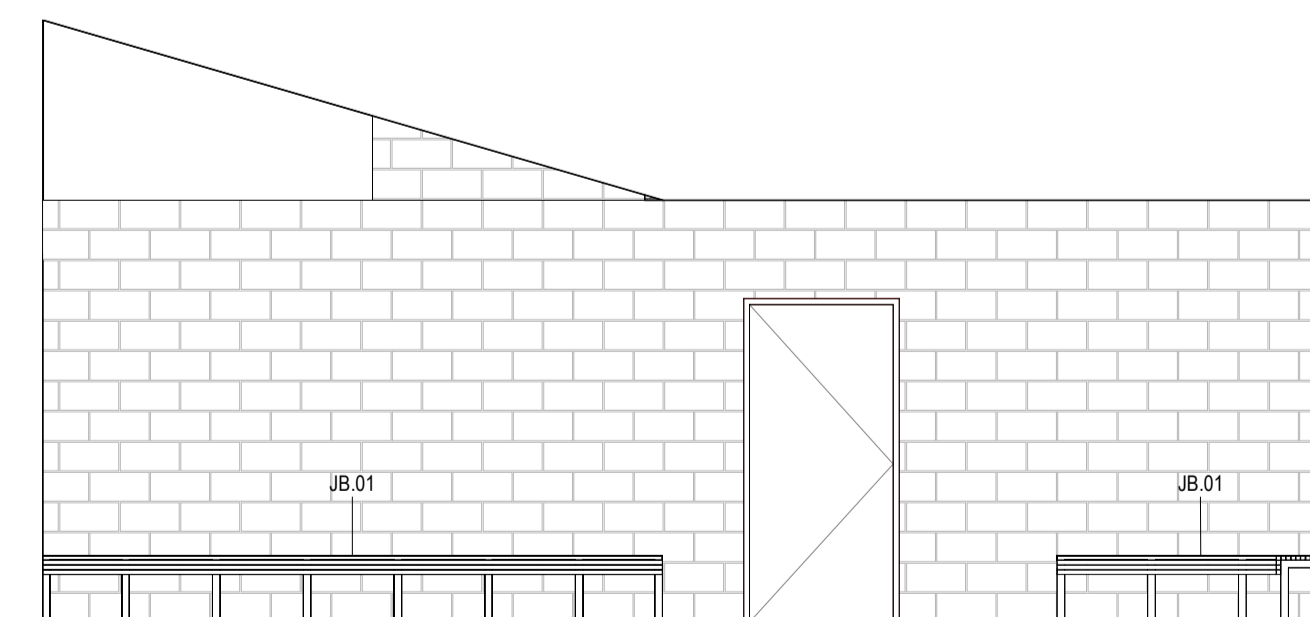
10 ELEVATION
Scale: 1:50



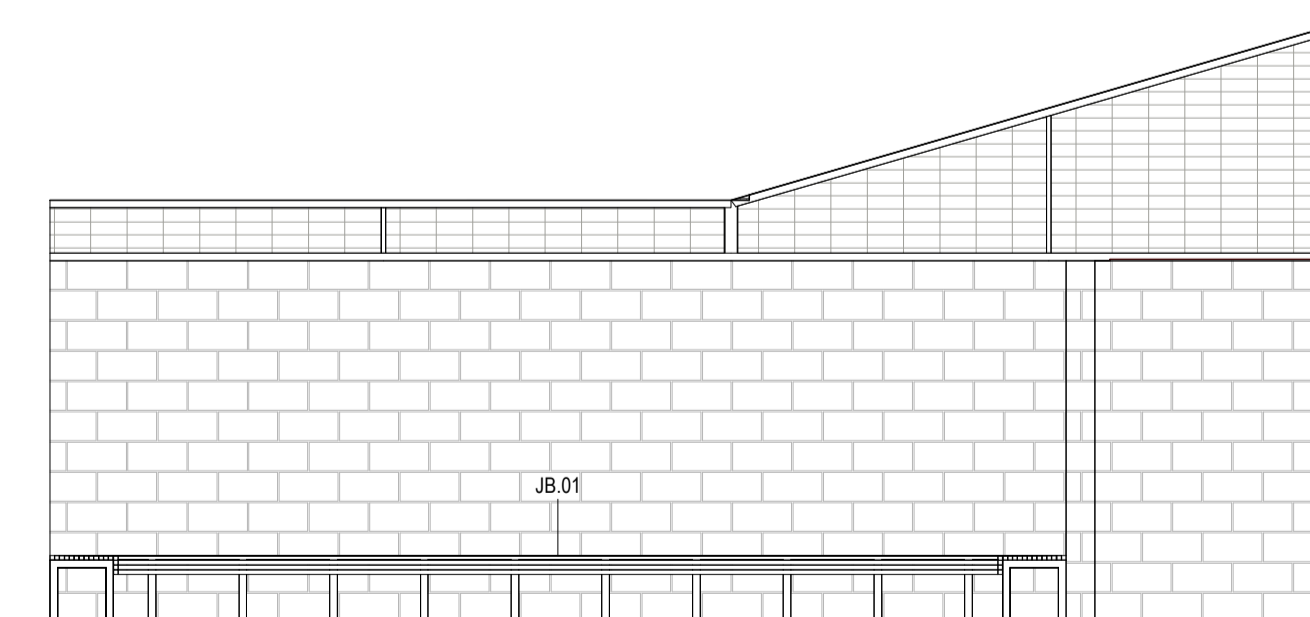
11 ELEVATION
Scale: 1:50



12 ELEVATION
Scale: 1:50



13 ELEVATION
Scale: 1:50

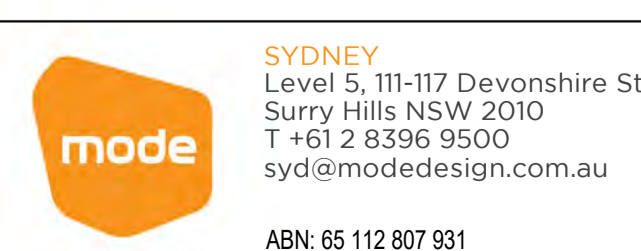

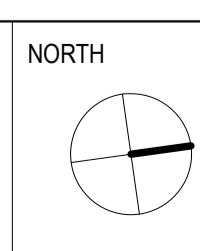


14 ELEVATION
Scale: 1:50

REV	DESCRIPTION	AUTH	CHK	DATE
1	70% CONTRACT DOCUMENTATION	HK	LC	27.01.23
2	70% CONTRACT DOCUMENTATION	HK	LC	02.03.23

- These designs and plans are the copyright of MODE DESIGN Corp. Pty Ltd and cannot be reproduced without written permission.
- Verify all dimensions on site prior to commencement of work.
- DO NOT scale off these drawings.
- Report any discrepancies to the architect before carrying out any work.

STATUS
70% CONTRACT DOCUMENTATION



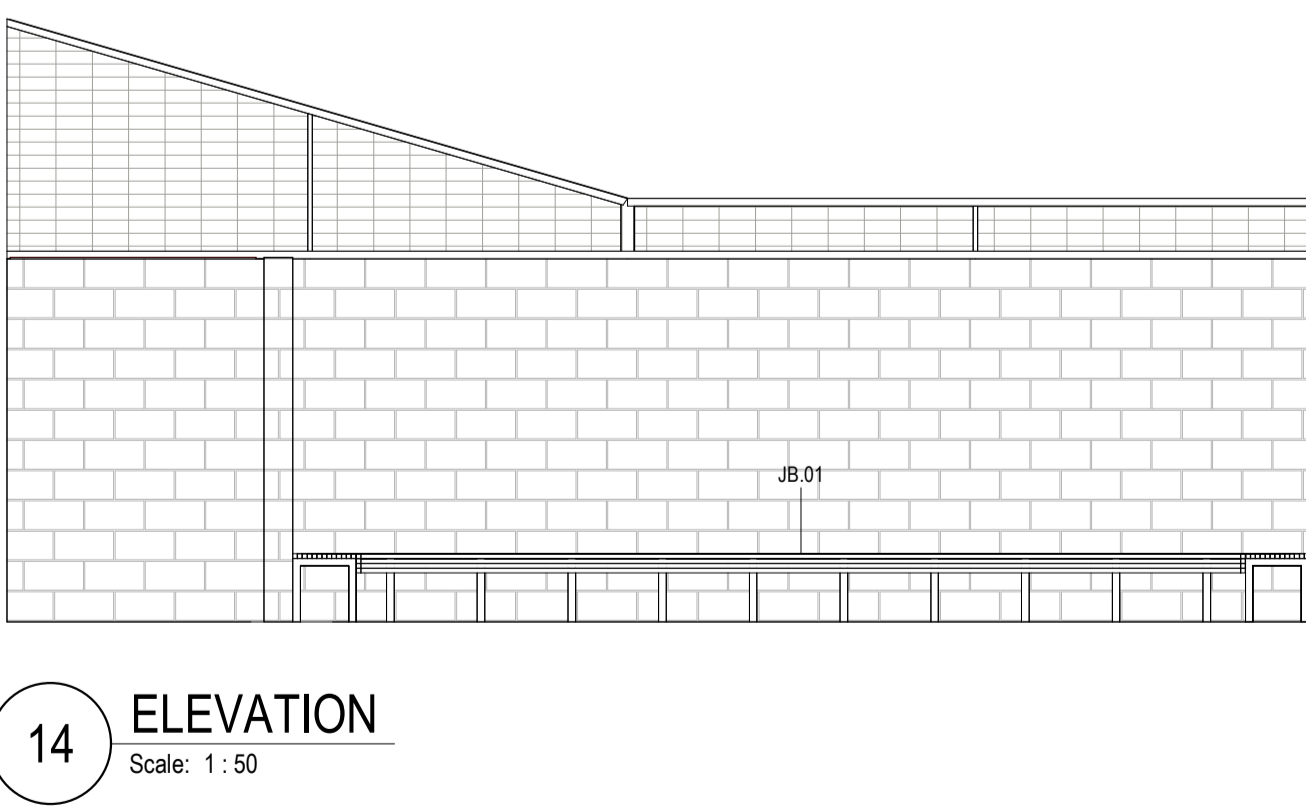
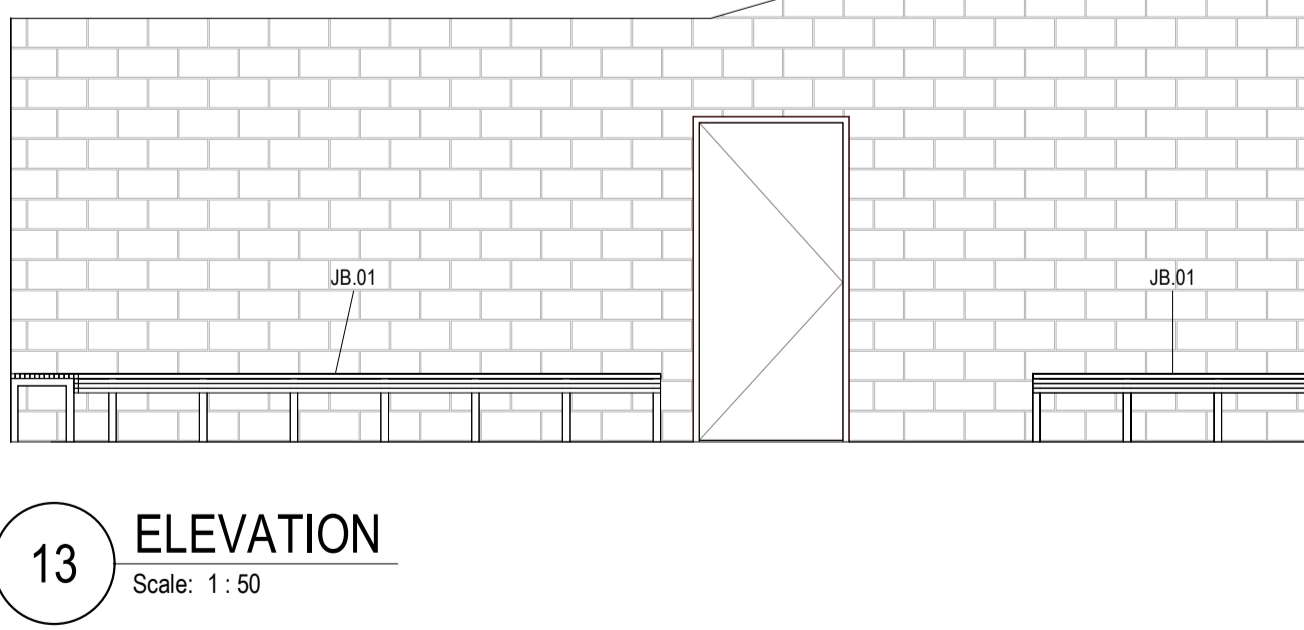
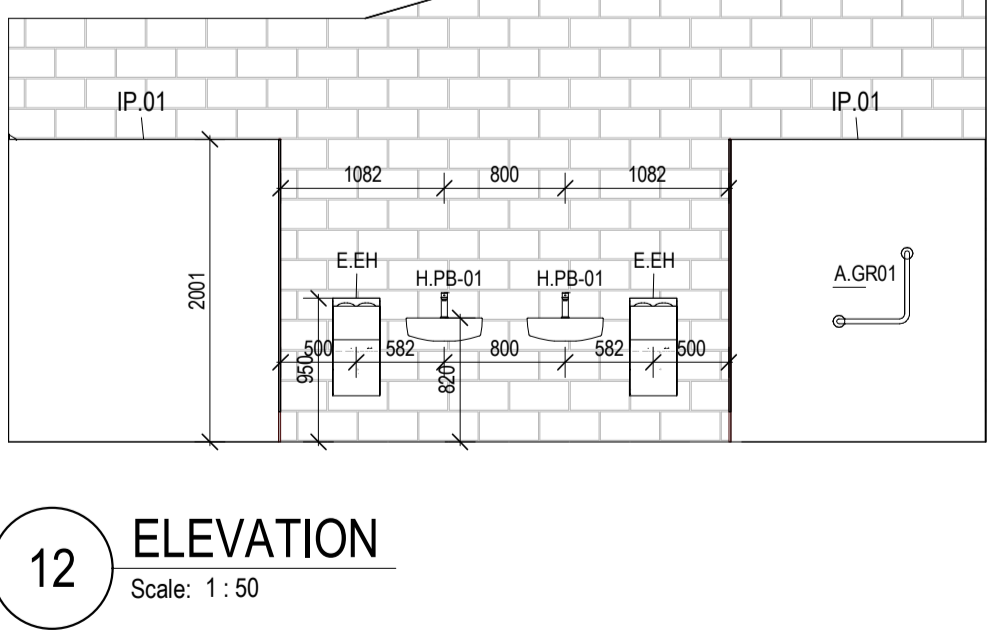
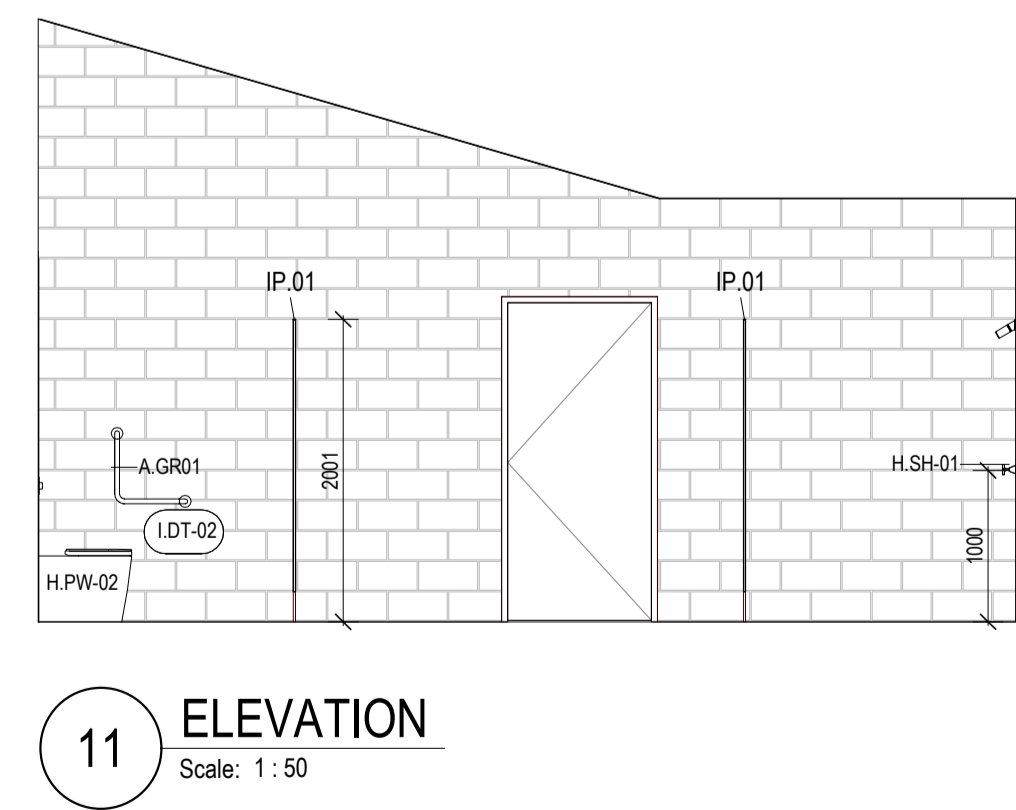
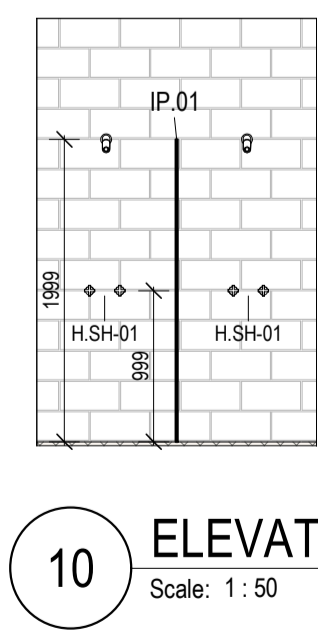
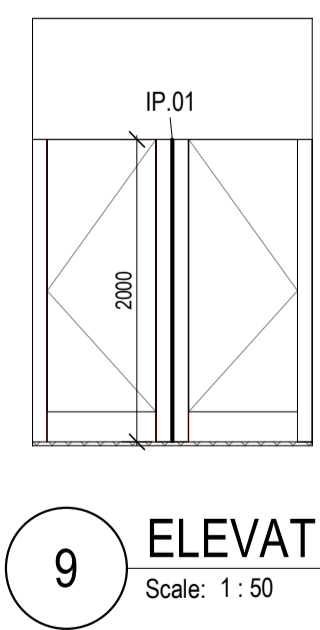
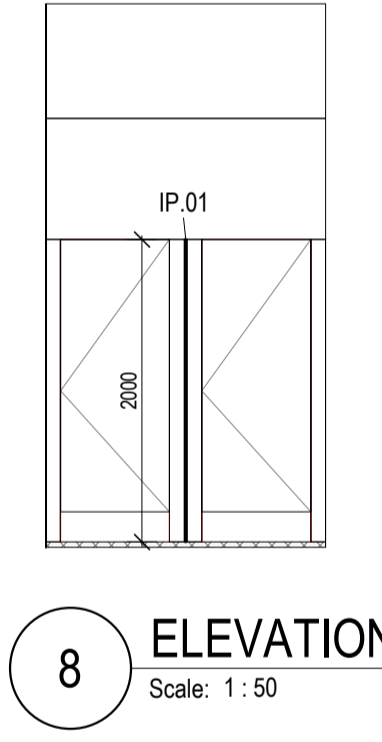
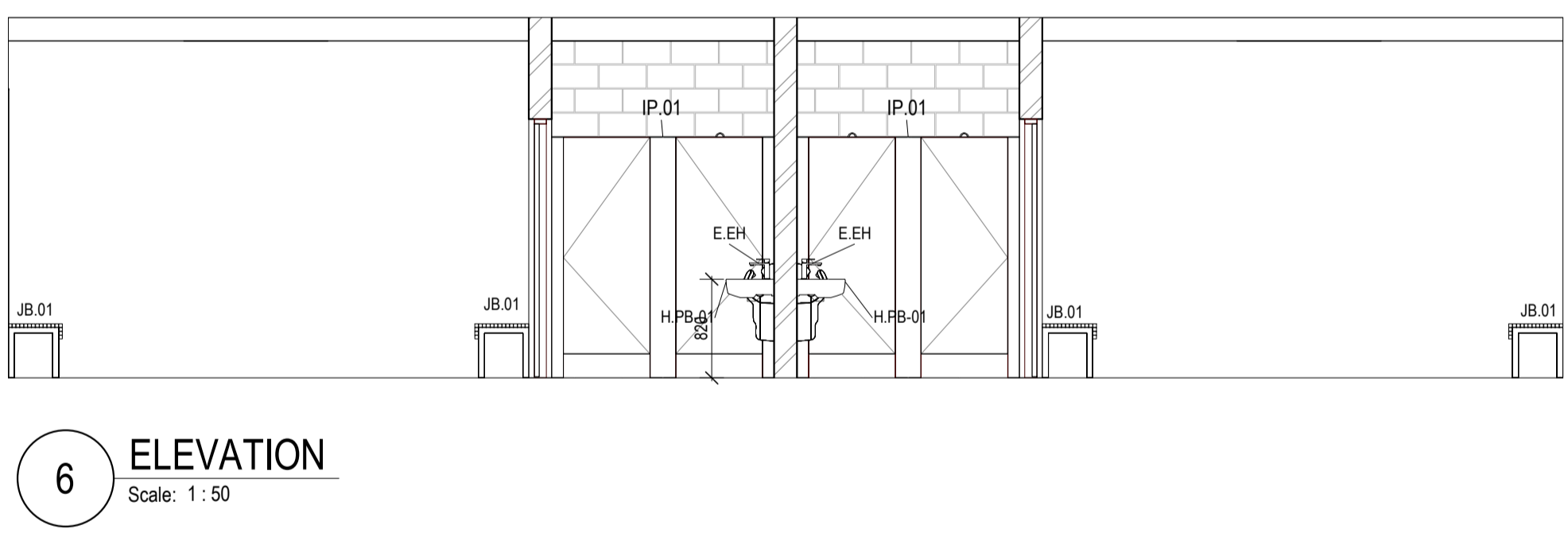
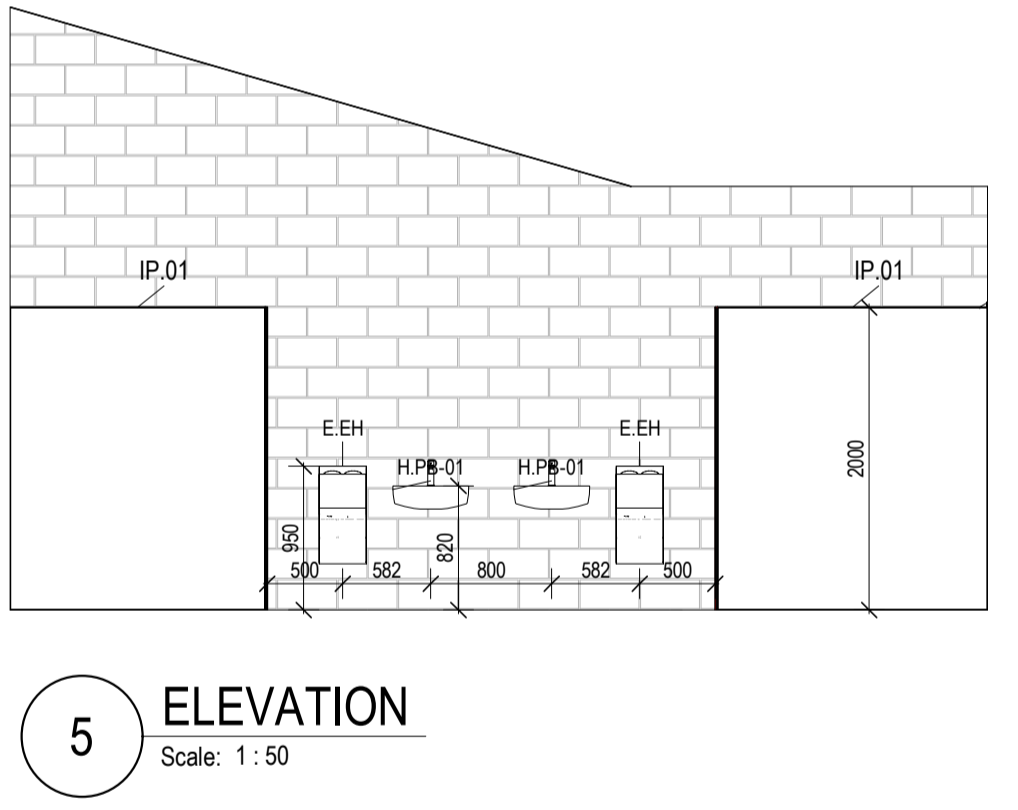
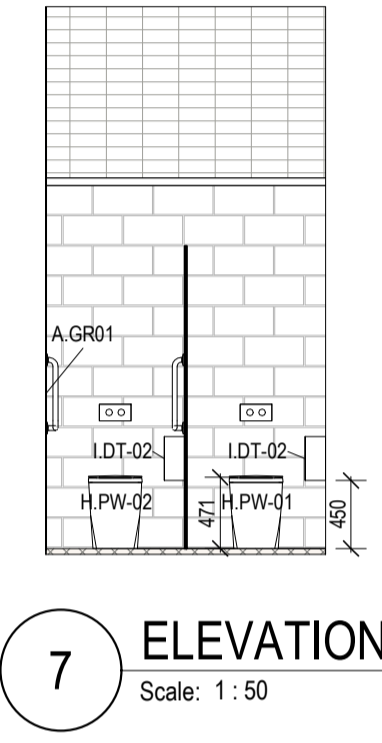
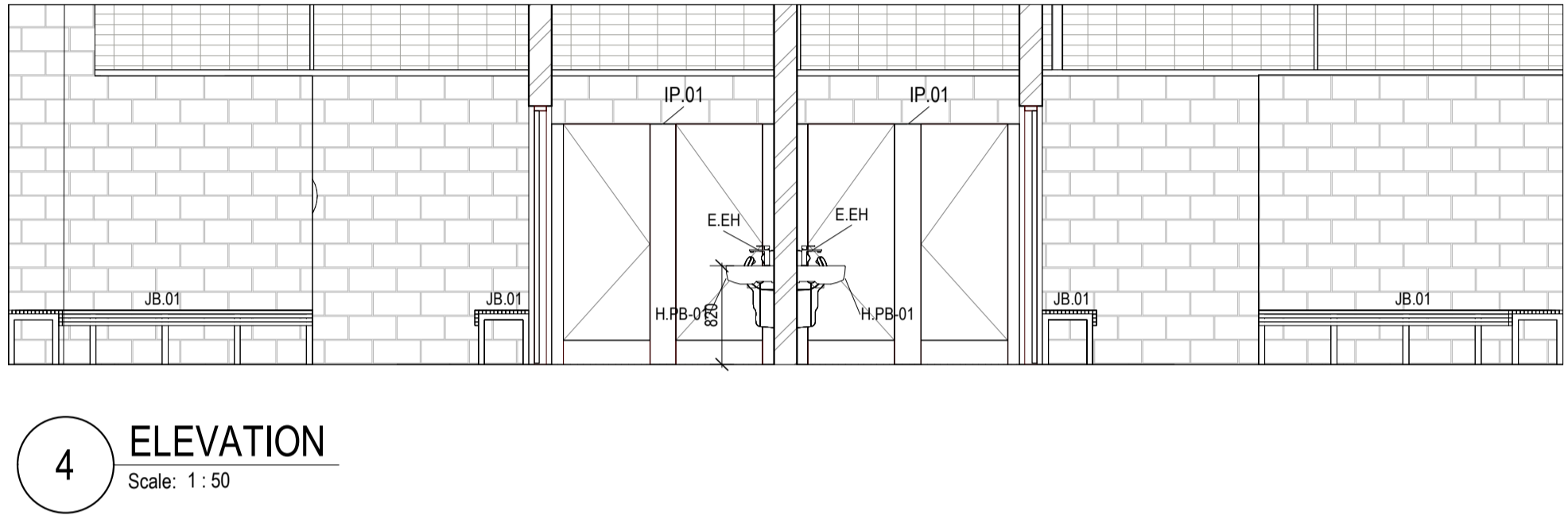
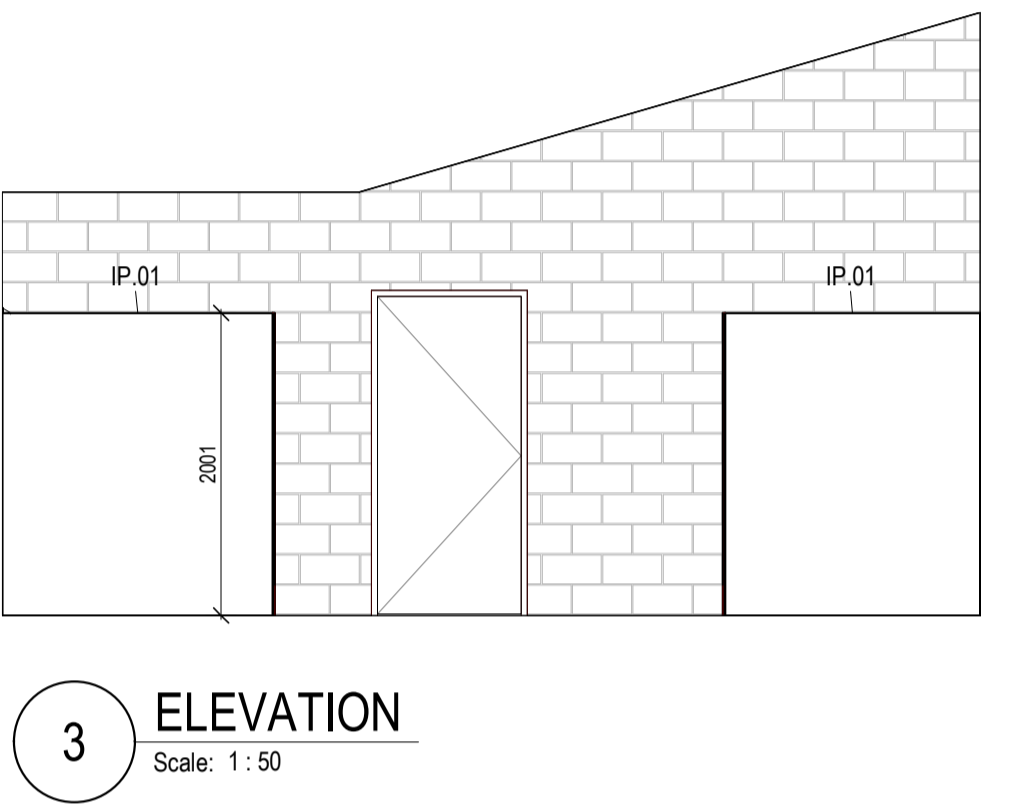
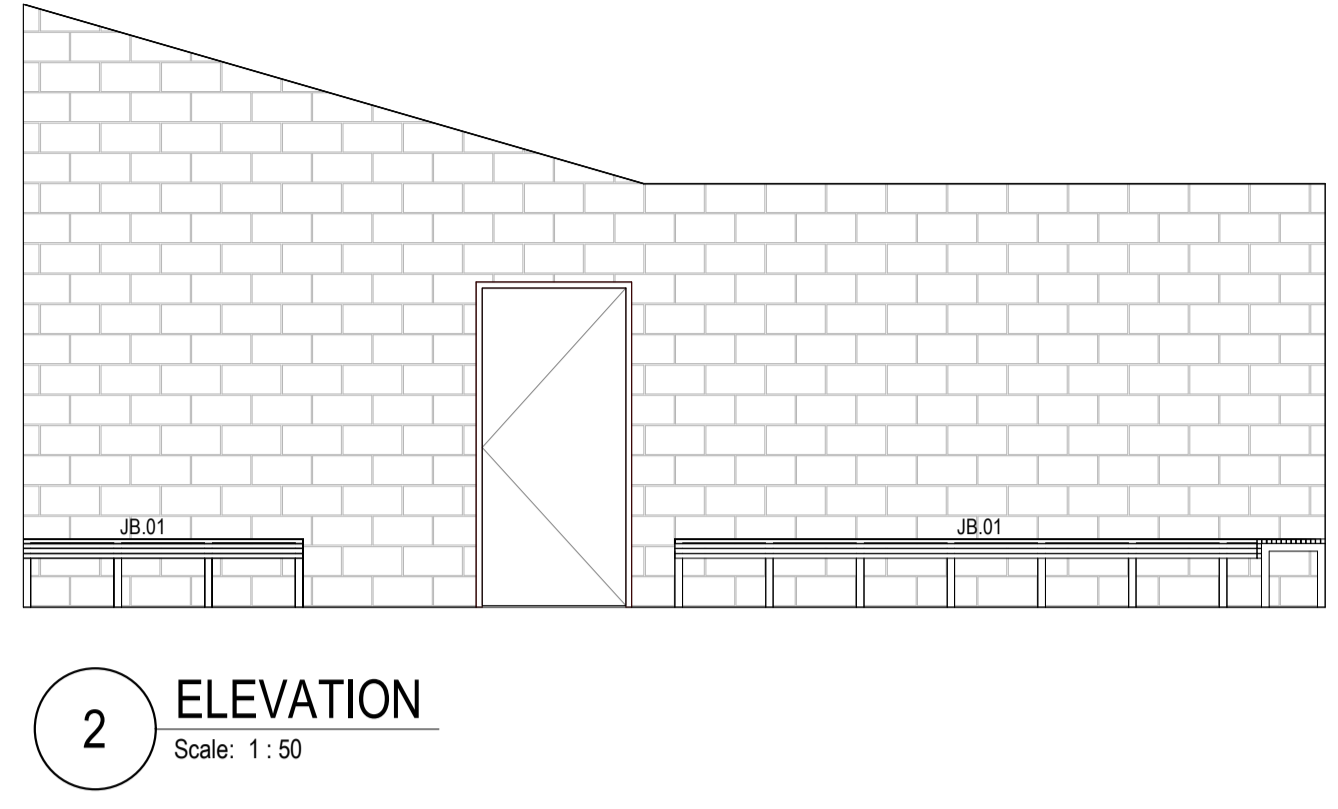
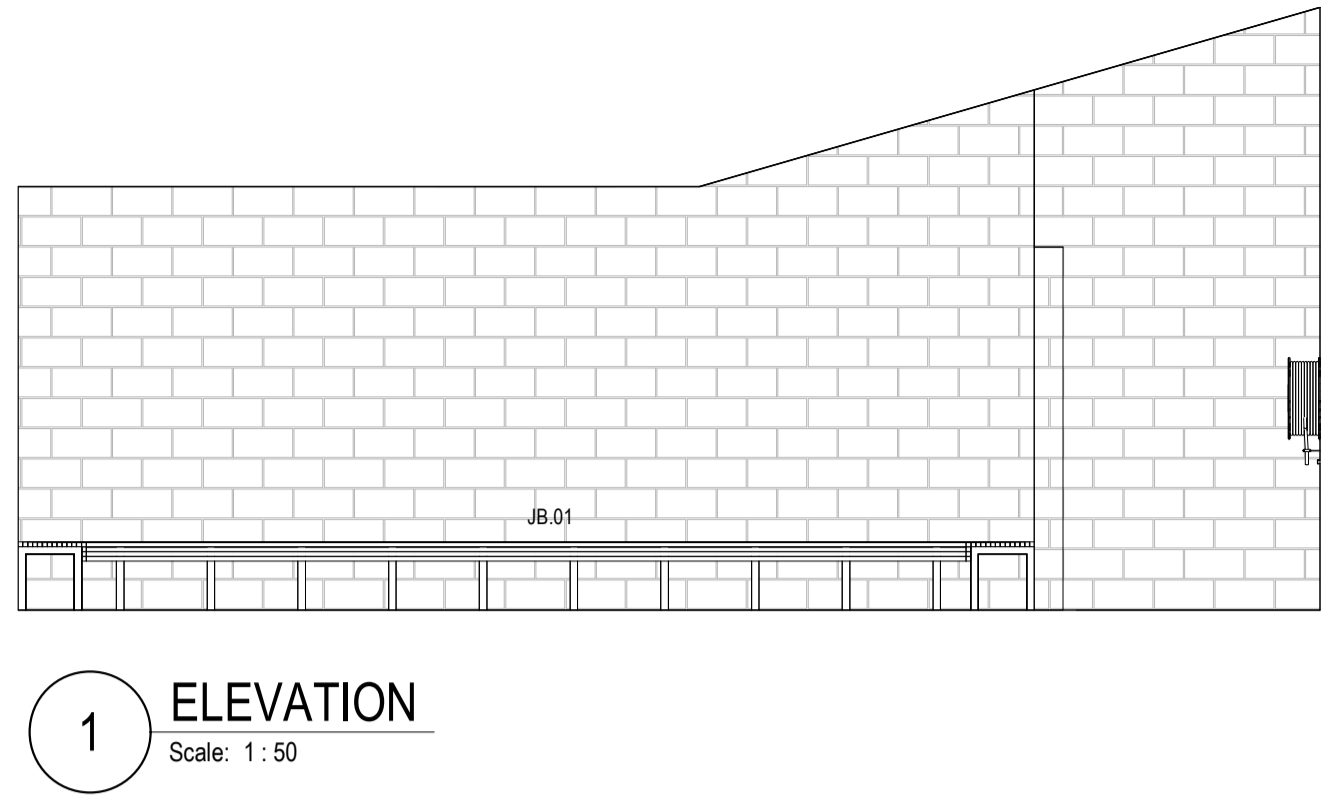
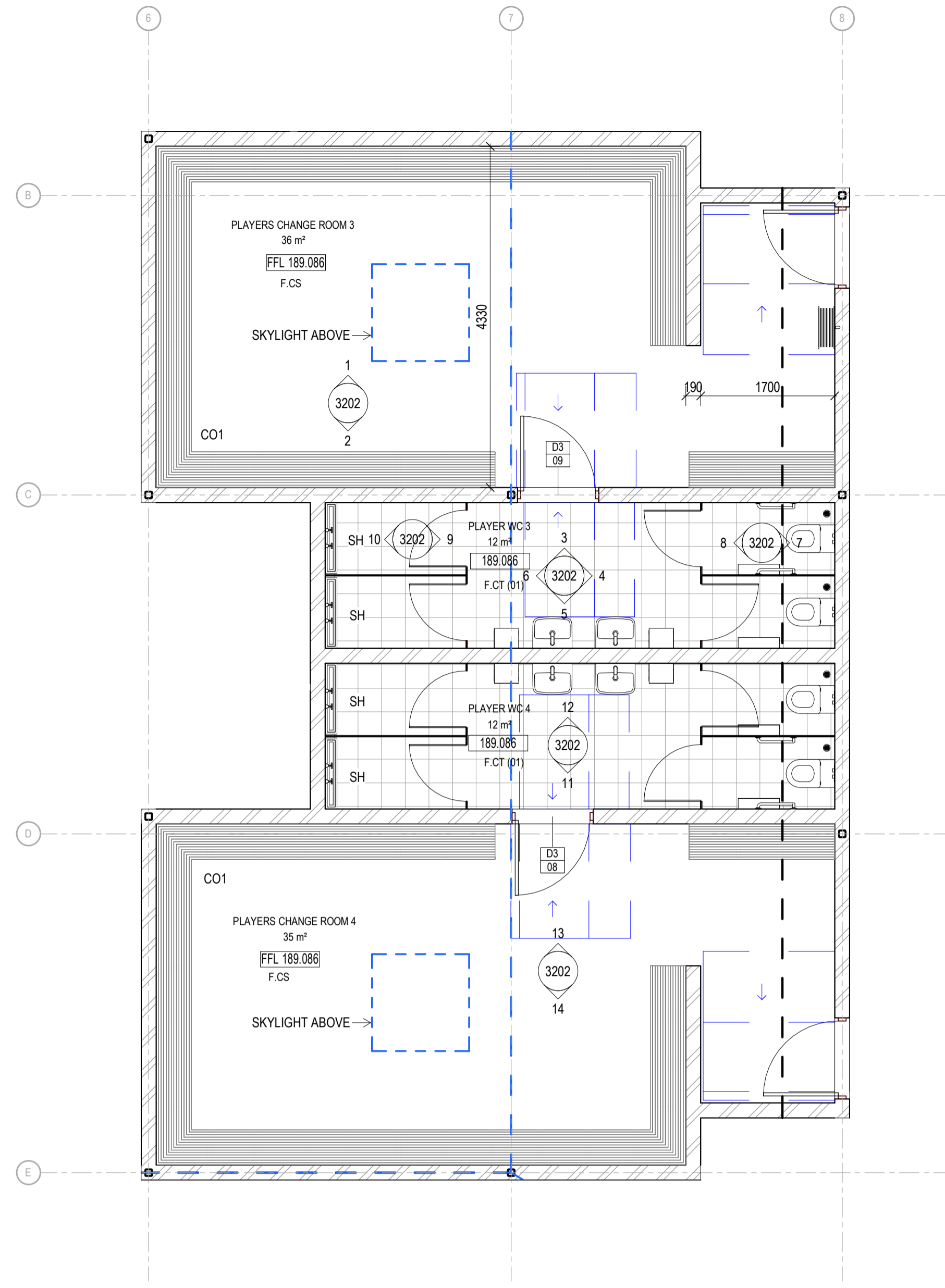
PROJECT
MELROSE PARK SPORTS PAVILION

DRAWING TITLE
CHANGE ROOM 1 & 2 PLANS & ELEVATIONS

DRAWN	ISSUE	PROJECT No	STAGE	CHECKED	SCALE @ A1	DRAWING No	REVISION
HK	02/03/2023 5:45:19 PM	22173	CD	LC	1:50	AR-3201	2

02/03/2023 5:45:19 PM

- LEGEND**
- A.GR-01 ACCESSIBLE GRABRAIL
 - A.GR-02 ACCESSIBLE GRABRAIL
 - E.EH HAND DRYER
 - FW FLOOR WASTE
 - H.PB-01 BASIN
 - H.PB-02 BASIN
 - H.PS SINK
 - H.PU URINAL
 - H.PW-01 TOILET PAN
 - H.PW-02 AMBULANT TOILET PAN
 - H.PW-03 ACCESSIBLE TOILET SUITE
 - H.SC STORMWATER GRATED DRAIN
 - H.SH-01 SHOWER HEAD
 - H.SH-02 SHOWER HEAD
 - I.DT-01 TOILET ROLL HOLDER
 - I.DT-02 TOILET ROLL HOLDER
 - A.SS01 SHOWER SEAT
 - E.O1 CHANGING TABLE
 - I.P.01 TOILET CUBICLE

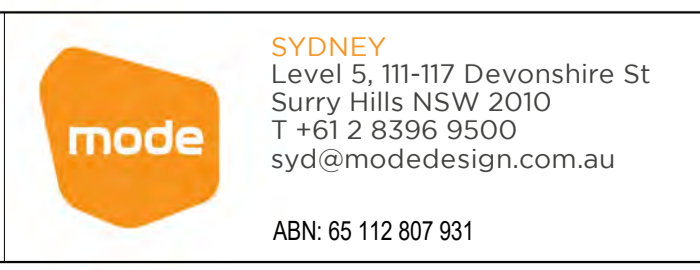

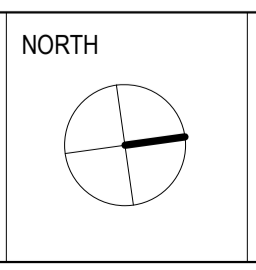


REV	DESCRIPTION	AUTH	CHK	DATE
1	70% CONTRACT DOCUMENTATION	HK	LC	27.01.23
2	70% CONTRACT DOCUMENTATION	HK	LC	02.03.23

- These designs and plans are the copyright of MODE DESIGN Corp. Pty Ltd and cannot be reproduced without written permission.
- Verify all dimensions on site prior to commencement of work.
- DO NOT scale off these drawings.
- Report any discrepancies to the architect before carrying out any work.

STATUS
70% CONTRACT DOCUMENTATION

0m 0.5 1 1.5 2 2.5



PROJECT
MELROSE PARK SPORTS PAVILION
496 WEBB ST LAVINGTON NSW 2640


DRAWING TITLE
CHANGE ROOM 3 & 4 PLANS & ELEVATIONS

DRAWN	HK	CHECKED	LC
ISSUE	02/03/2023 5:45:24 PM	SCALE @ A1	1:50
PROJECT No	22173	STAGE	CD
DRAWING No	AR-3202	REVISION	2


02/03/2023 5:45:24 PM




W.M-BL01 Overall Width: 190
 WALL LINING SIDE 1b -
 WALL LINING SIDE 1a -
 CORE BLOCKWORK, 190mm
 WALL LINING SIDE 2a -
 WALL LINING SIDE 2b -
 INSULATION No
 FIRE RATING
 ACOUSTIC RATING
 THERMAL RATING
 COMMENTS DARK BEIGE




W.M-BL01PB1 Overall Width: 203
 WALL LINING SIDE 1b PLASTERBOARD (FIRE RATED), 13mm
 WALL LINING SIDE 1a -
 CORE BLOCKWORK, 190mm
 WALL LINING SIDE 2a -
 WALL LINING SIDE 2b -
 INSULATION No
 FIRE RATING
 ACOUSTIC RATING
 THERMAL RATING
 COMMENTS DARK BEIGE




W.M-BL01PB2 Overall Width: 216
 WALL LINING SIDE 1b PLASTERBOARD (FIRE RATED), 13mm
 WALL LINING SIDE 1a -
 CORE BLOCKWORK, 190mm
 WALL LINING SIDE 2a PLASTERBOARD (FIRE RATED), 13mm
 WALL LINING SIDE 2b -
 INSULATION No
 FIRE RATING
 ACOUSTIC RATING
 THERMAL RATING
 COMMENTS DARK BEIGE



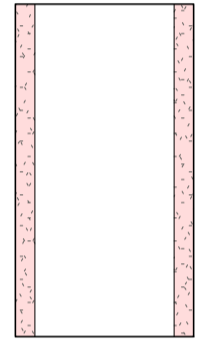
W.M-BL02 Overall Width: 190
 WALL LINING SIDE 1b -
 WALL LINING SIDE 1a -
 CORE BLOCKWORK, 190mm
 WALL LINING SIDE 2a -
 WALL LINING SIDE 2b -
 INSULATION No
 FIRE RATING
 ACOUSTIC RATING
 THERMAL RATING
 COMMENTS LIGHT BEIGE



W.M-BL02PB1 Overall Width: 203
 WALL LINING SIDE 1b PLASTERBOARD (FIRE RATED), 13mm
 WALL LINING SIDE 1a -
 CORE BLOCKWORK, 190mm
 WALL LINING SIDE 2a -
 WALL LINING SIDE 2b -
 INSULATION No
 FIRE RATING
 ACOUSTIC RATING
 THERMAL RATING
 COMMENTS



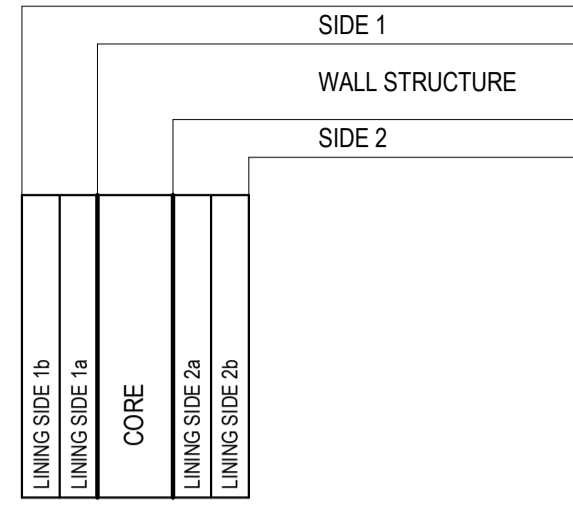
W.M-BR Overall Width: 110
 WALL LINING SIDE 1b -
 WALL LINING SIDE 1a -
 CORE BRICKWORK, 110mm
 WALL LINING SIDE 2a -
 WALL LINING SIDE 2b -
 INSULATION No
 FIRE RATING
 ACOUSTIC RATING
 THERMAL RATING
 COMMENTS



W.P-PBf Overall Width: 118
 WALL LINING SIDE 1b PLASTERBOARD (FIRE RATED), 13mm
 WALL LINING SIDE 1a -
 CORE STUD (METAL), 92mm
 WALL LINING SIDE 2a PLASTERBOARD (FIRE RATED), 13mm
 WALL LINING SIDE 2b -
 INSULATION No
 FIRE RATING LB: 30/30/30 NLB: -/60/60
 ACOUSTIC RATING R_w 37 R_w+C_{tr} 30
 THERMAL RATING
 COMMENTS ACOUSTIC PARTITIONS ABOVE CEILING FINISH LEVEL

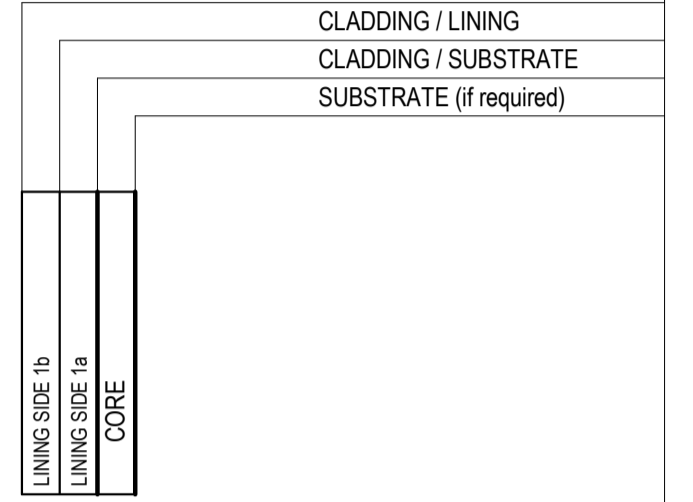
WALL TYPE NOTES

COMPLETE WALL TYPES



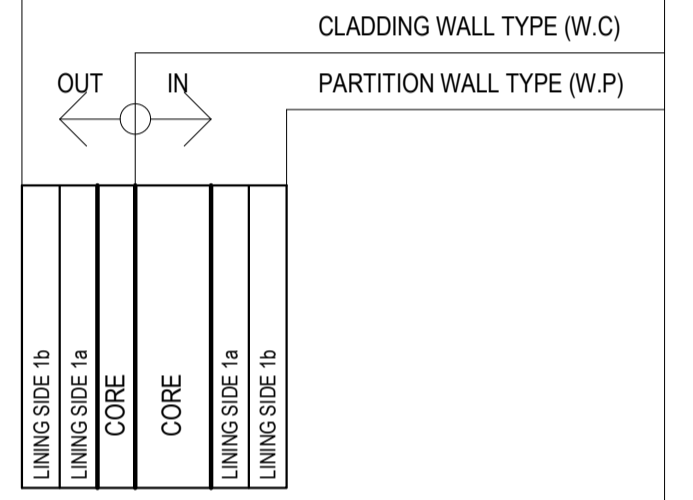
PART WALL TYPES

EXAMPLE: CLADDING (W.C) LINING (W.L) WALL TYPES



COMBINED WALL TYPES


COMPOSED OF MULTIPLE WALL TYPES
 EXAMPLE: EXTERNAL WALLS



REV	DESCRIPTION	AUTH	CHK	DATE
1	70% CONTRACT DOCUMENTATION	HK	LC	27.01.23
2	70% CONTRACT DOCUMENTATION	HK	LC	02.03.23

• These designs and plans are the copyright of MODE DESIGN Corp. Pty Ltd and cannot be reproduced without written permission.
 • Verify all dimensions on site prior to commencement of work.
 • DO NOT scale off these drawings.
 • Report any discrepancies to the architect before carrying out any work.

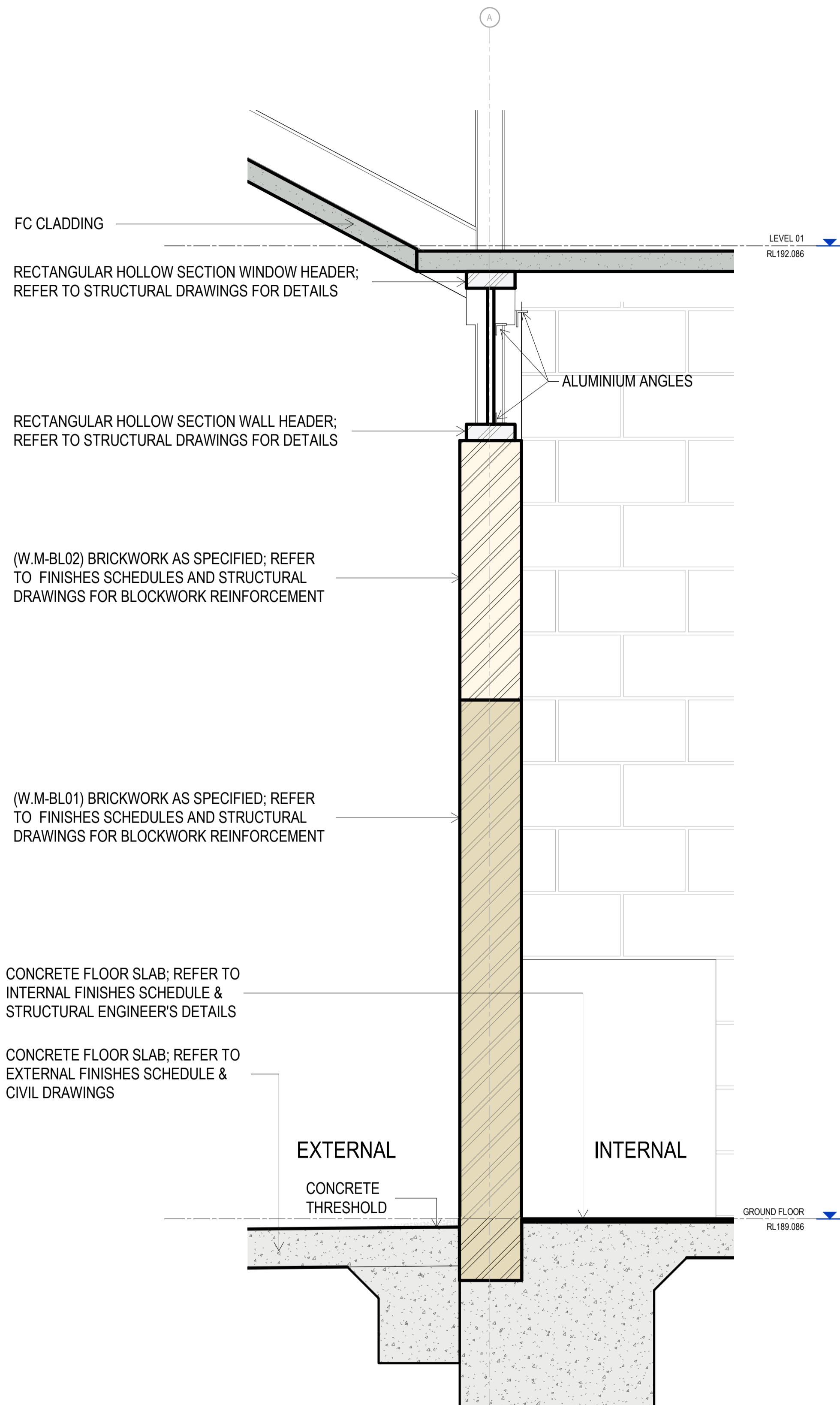
STATUS
70% CONTRACT DOCUMENTATION



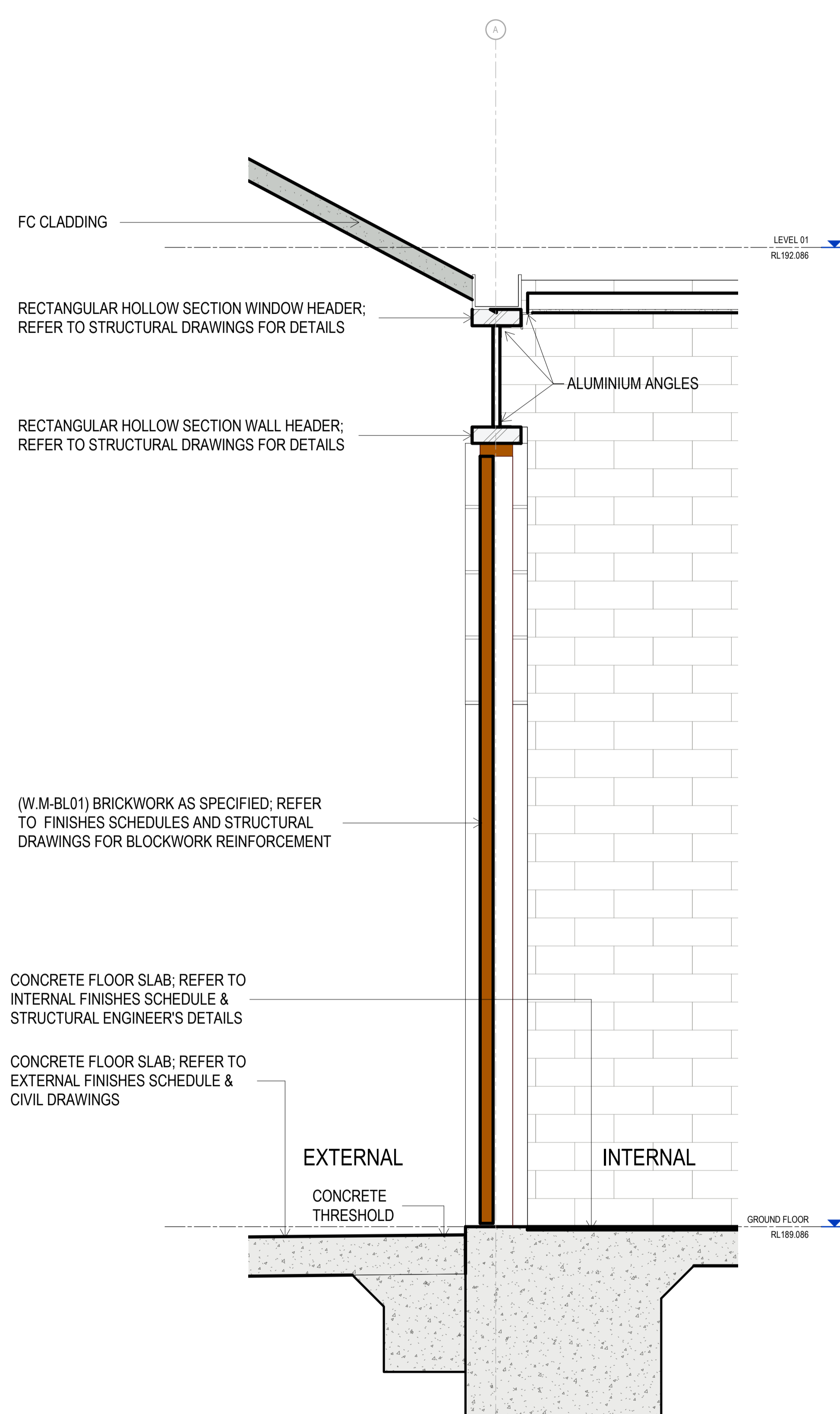
PROJECT
MELROSE PARK SPORTS PAVILION
 496 WEBB ST LAVINGTON NSW 2640

DRAWING TITLE
WALL TYPE SCHEDULE

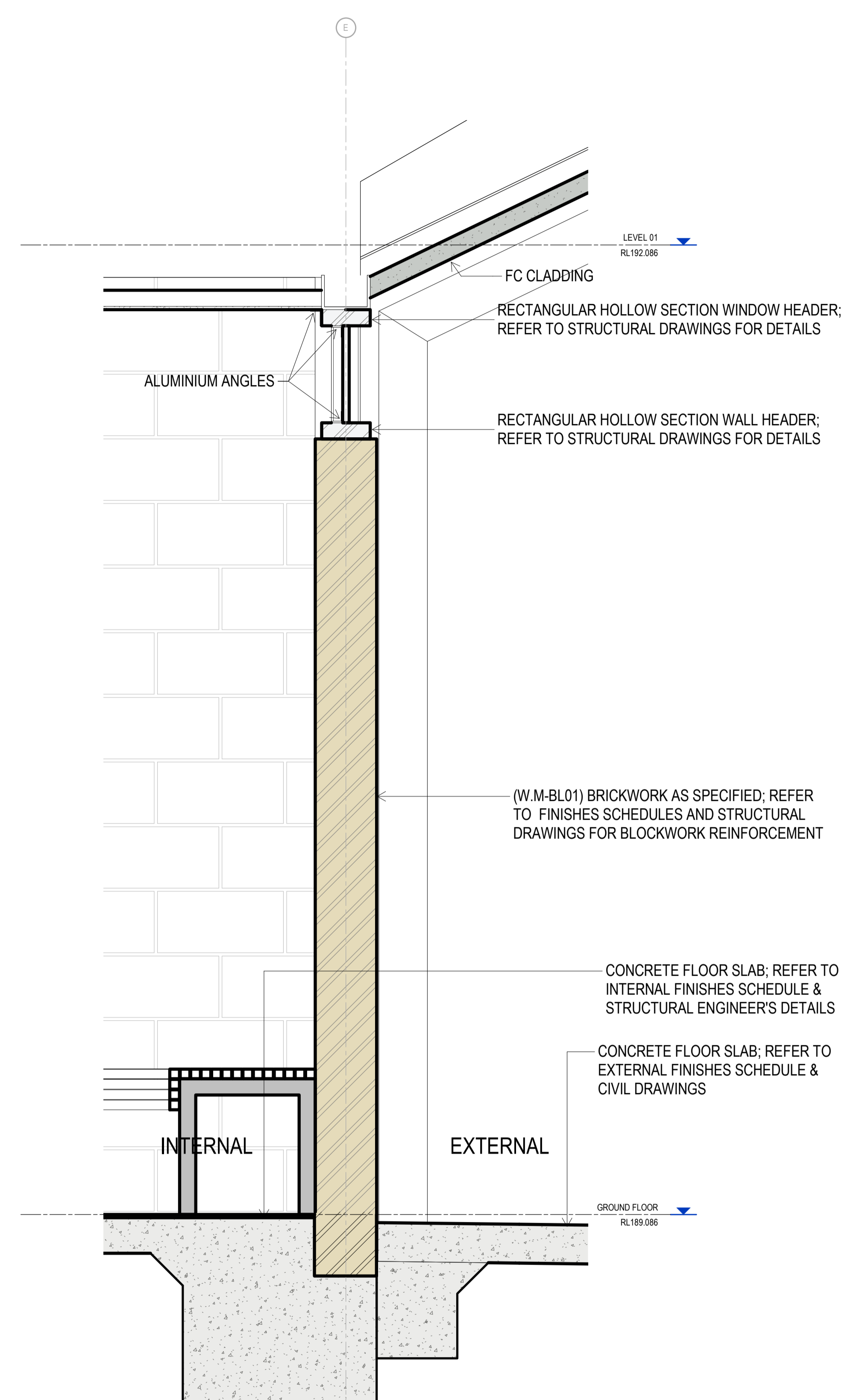
DRAWN	CHECKED	PROJECT No	STAGE	DRAWING No	REVISION
HK	LC	22173	CD	AR-4000	2



1 SECTION
Scale: 1:10



2 SECTION
Scale: 1:10

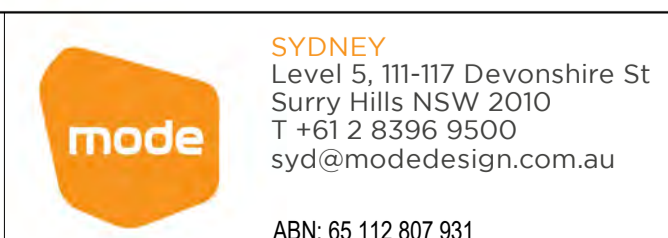


3 SECTION
Scale: 1:10

REV	DESCRIPTION	AUTH	CHK	DATE
1	70% CONTRACT DOCUMENTATION	HK	LC	02.03.23

• These designs and plans are the copyright of MODE DESIGN Corp. Pty Ltd and cannot be reproduced without written permission.
 • Verify all dimensions on site prior to commencement of work.
 • DO NOT scale off these drawings.
 • Report any discrepancies to the architect before carrying out any work.

STATUS
70% CONTRACT DOCUMENTATION
 0mm 100 200 300 400 500

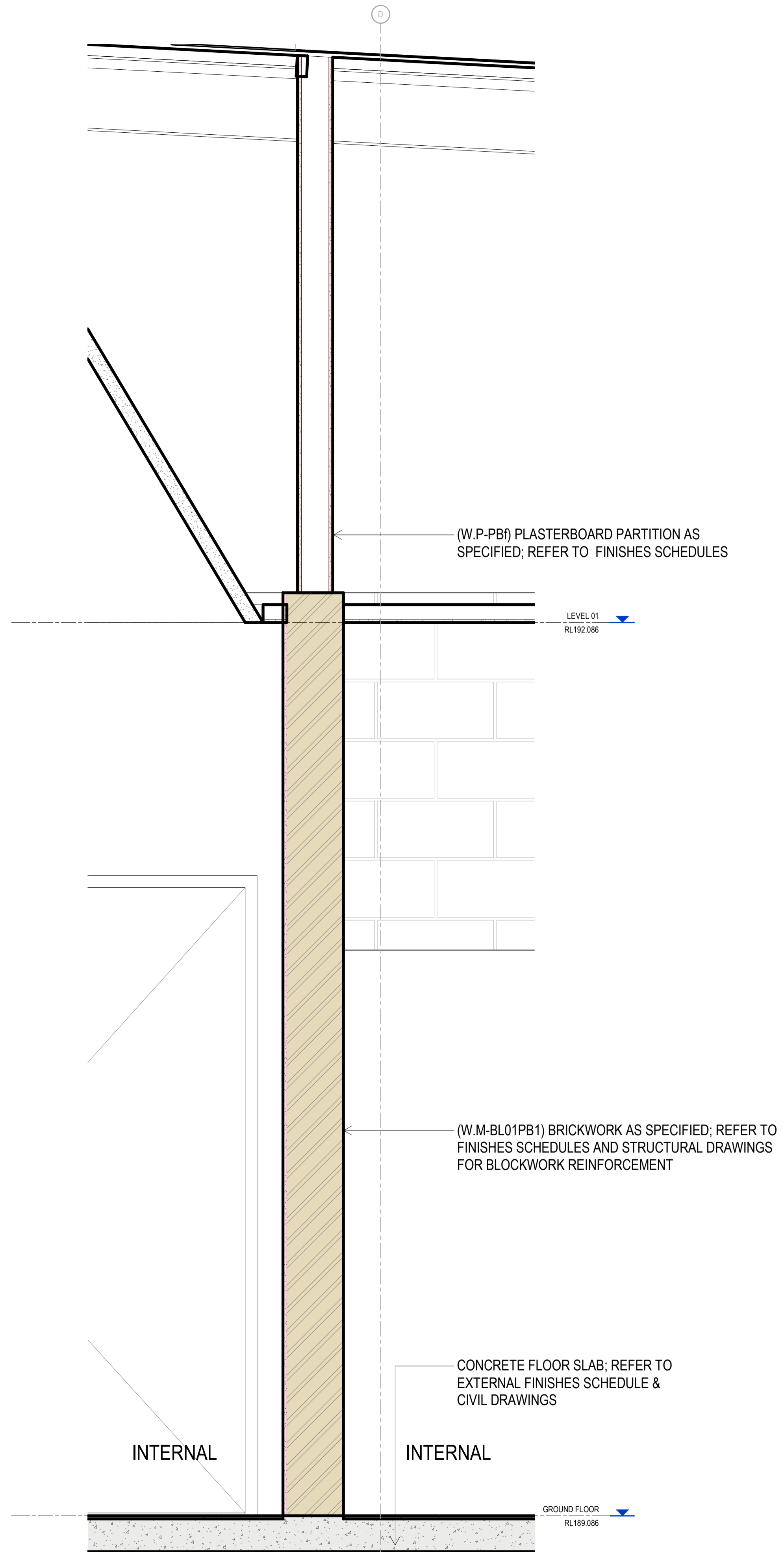


PROJECT
MELROSE PARK SPORTS PAVILION
 496 WEBB ST LAVINGTON NSW 2640

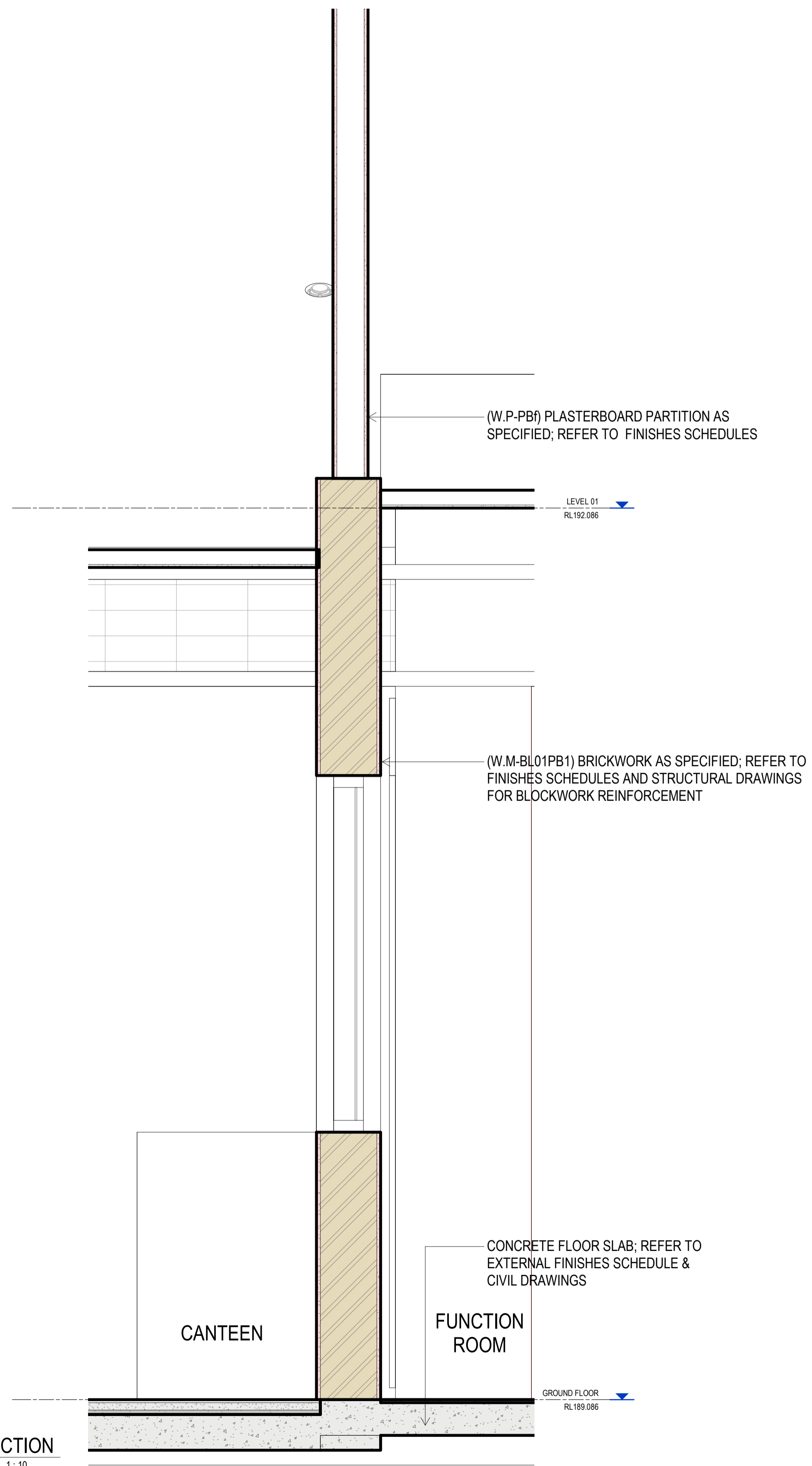
DRAWING TITLE
EXTERNAL WALL TYPES SECTIONS

DRAWN	CHKD	ISSUE	PROJECT No	STAGE	CHECKED	SCALE @ A1	SCALE @ A3	DRAWING No	REVISION
HK	LC	02/03/2023 5:45:25 PM	22173	CD	LC	1:10	1:20	AR-4100	1

02/03/2023 5:45:25 PM



1 SECTION
Scale: 1:10




2 SECTION
Scale: 1:10

REV	DESCRIPTION	AUTH	CHK	DATE
1	70% CONTRACT DOCUMENTATION	HK	LC	02.03.23

• These designs and plans are the copyright of MODE DESIGN Corp. Pty Ltd and cannot be reproduced without written permission.
 • Verify all dimensions on site prior to commencement of work.
 • DO NOT scale off these drawings.
 • Report any discrepancies to the architect before carrying out any work.

STATUS
70% CONTRACT DOCUMENTATION
 0mm 100 200 300 400 500

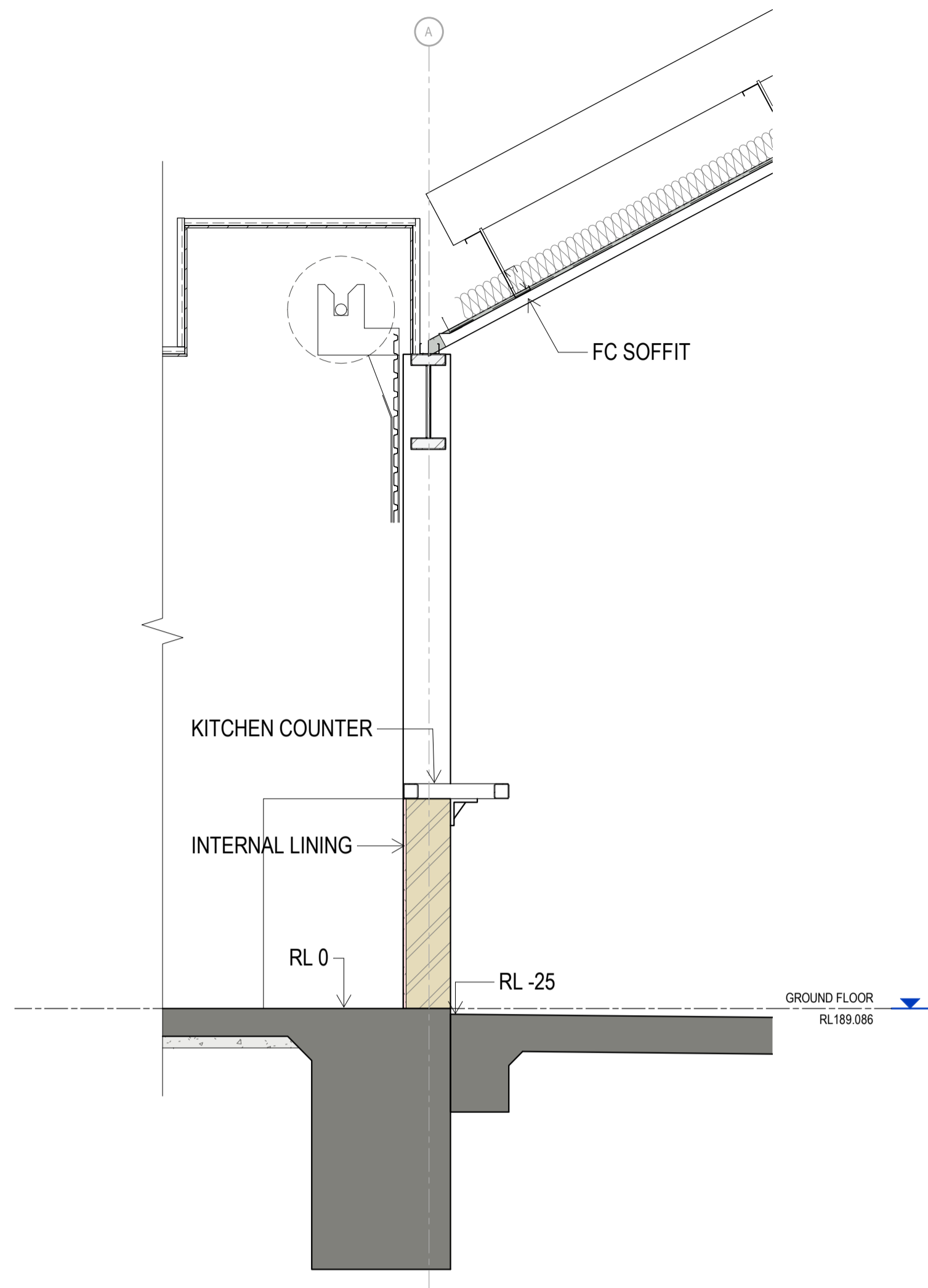


PROJECT
MELROSE PARK SPORTS PAVILION
 496 WEBB ST LAVINGTON NSW 2640

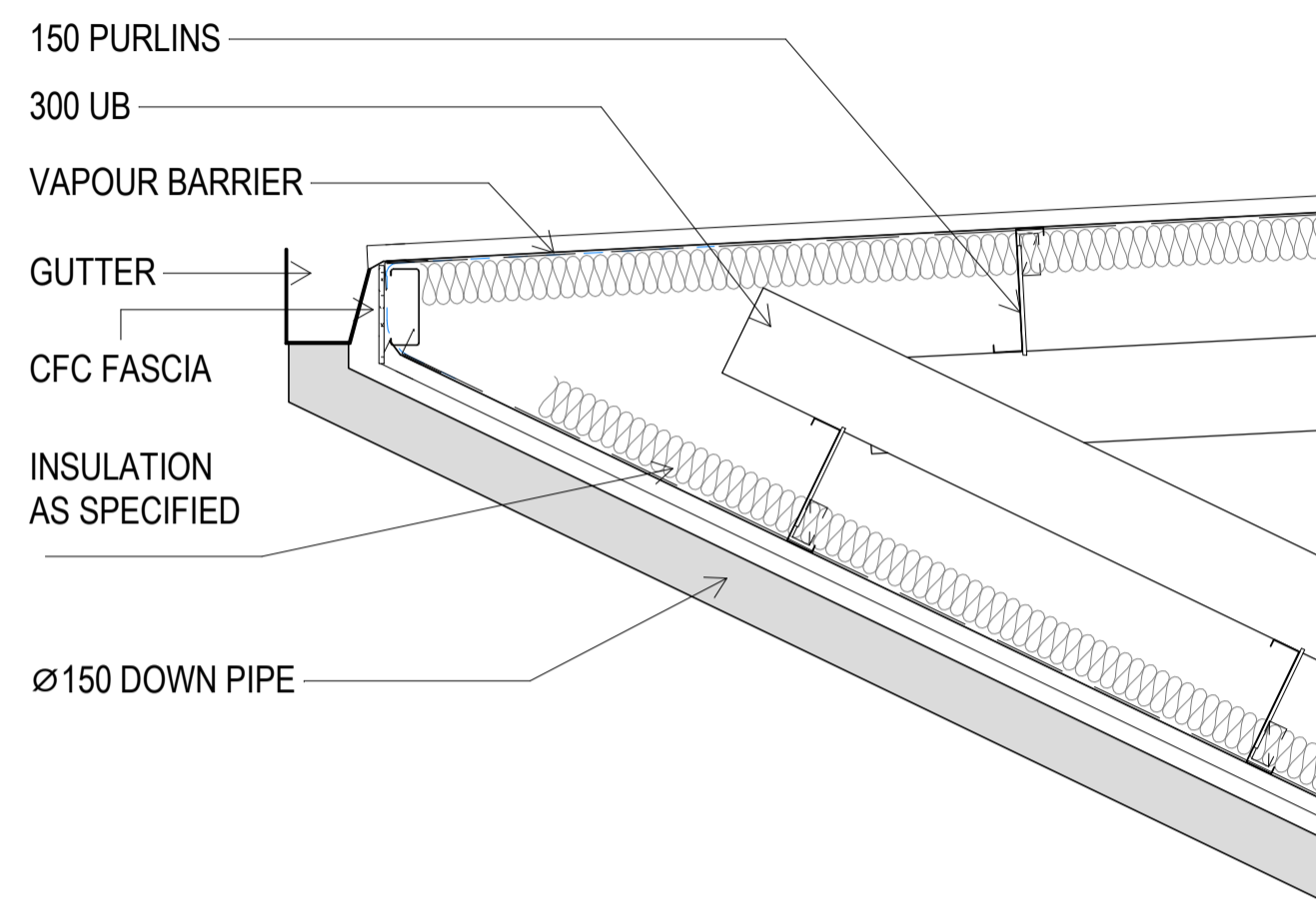
DRAWING TITLE
INTERNAL WALL TYPES SECTIONS

DRAWN	CHKD	ISSUE	PROJECT No	STAGE	DRAWING No	REVISION
HK	LC	02/03/2023 5:45:25 PM	22173	CD	AR-4200	1

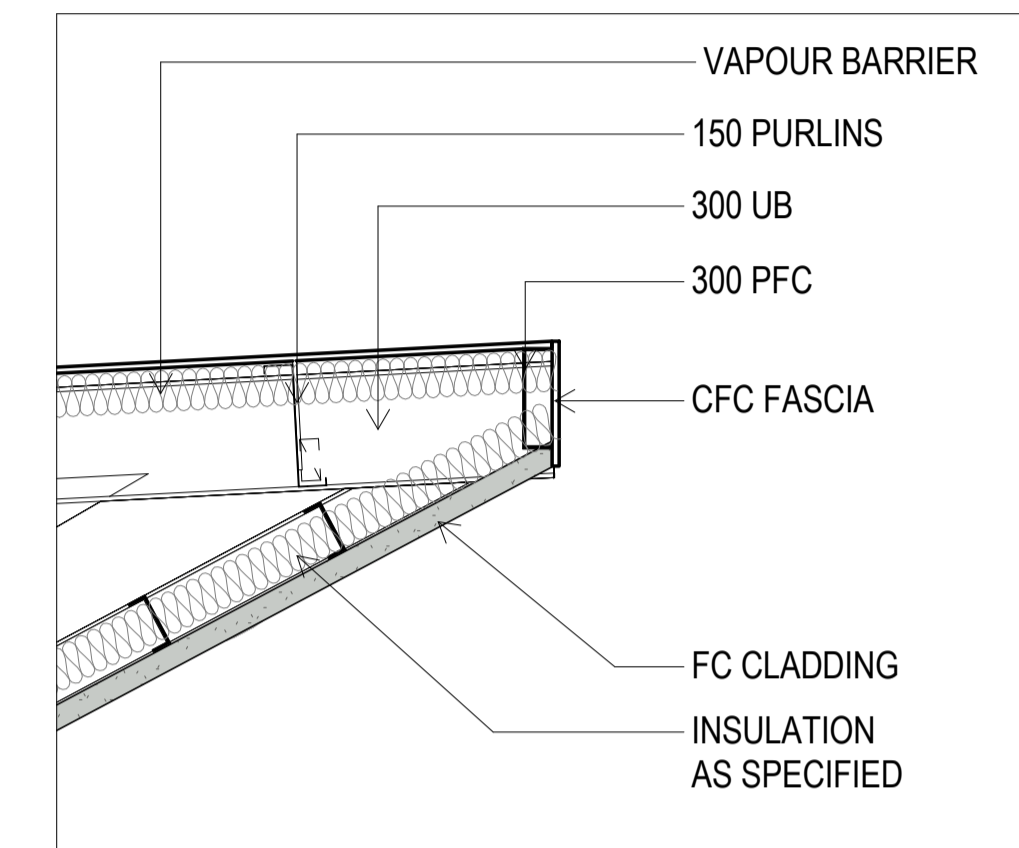
02/03/2023 5:45:25 PM



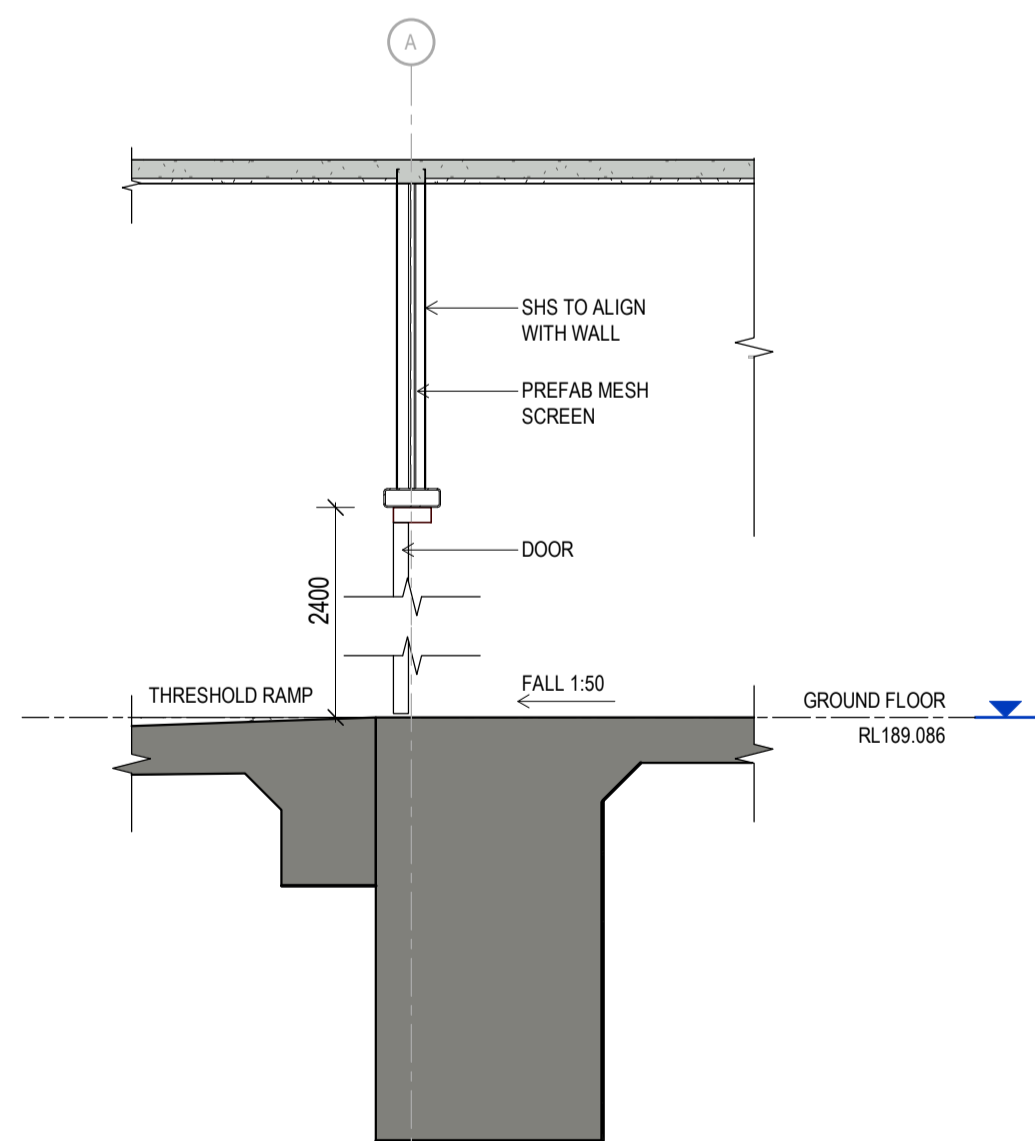
A DETAIL SECTION A
Scale: 1:20



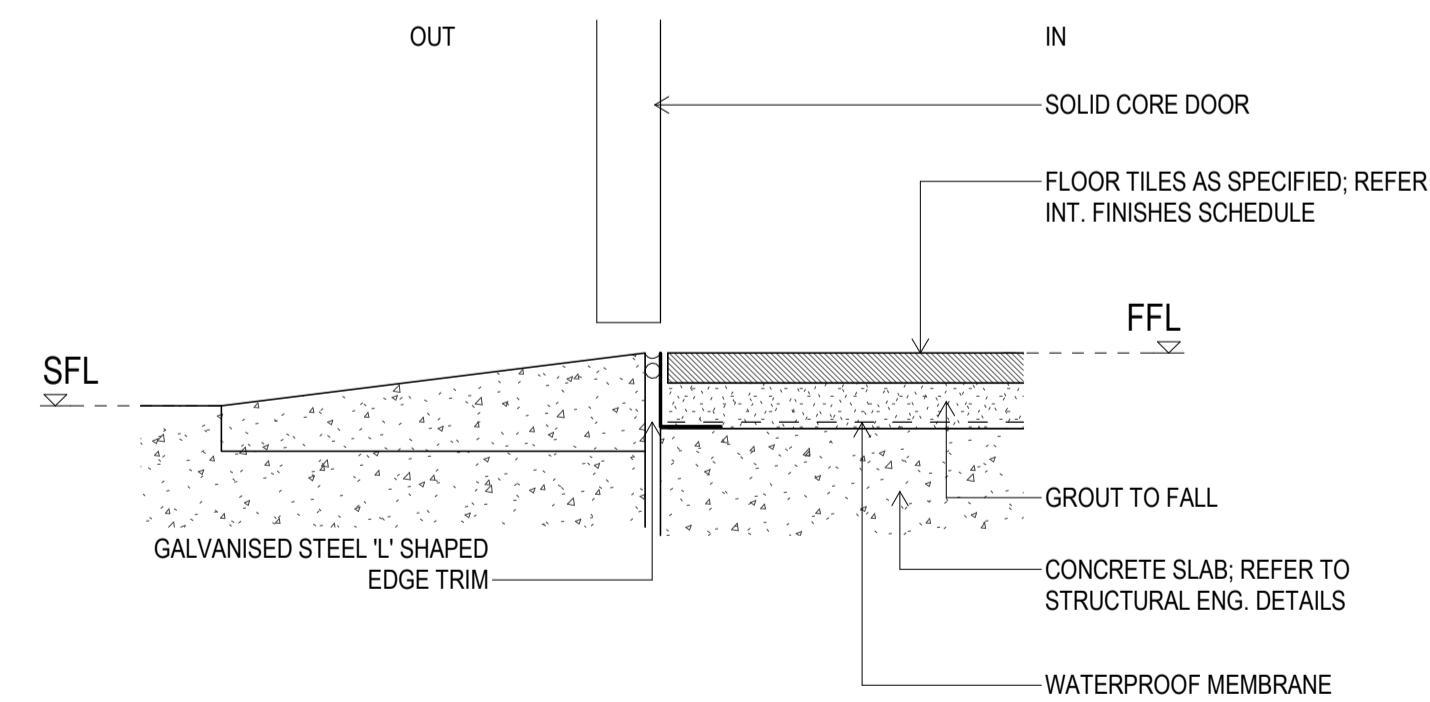
B DETAIL SECTION B
Scale: 1:20




C DETAIL PLAN C
Scale: 1:20



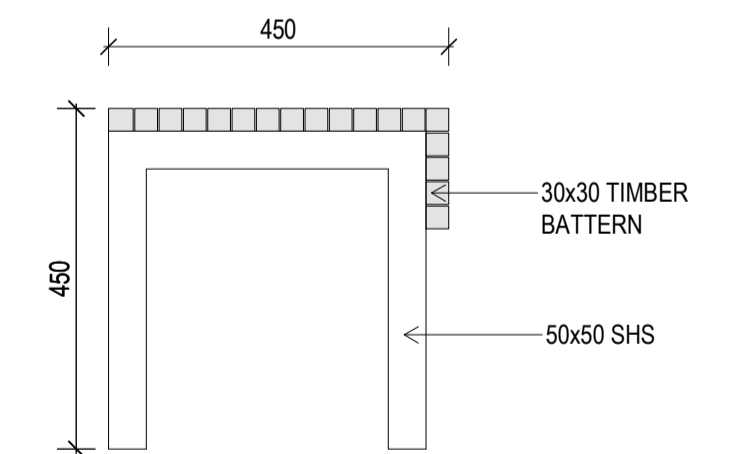
D DETAIL SECTION D
Scale: 1:20



DETAIL SECTION DOOR THRESHOLD DETAIL
Scale: 1:5



DETAIL SECTION TYPICAL BENCH DETAILS
Scale: 1:10

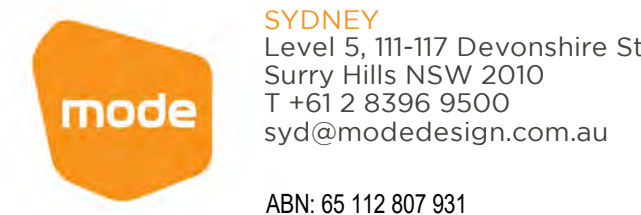


SECTION

REV	DESCRIPTION	AUTH	CHK	DATE
1	70% CONTRACT DOCUMENTATION	HK	LC	02.03.23

• These designs and plans are the copyright of MODE DESIGN Corp. Pty Ltd and cannot be reproduced without written permission.
• Verify all dimensions on site prior to commencement of work.
• DO NOT scale off these drawings.
• Report any discrepancies to the architect before carrying out any work.

STATUS
70% CONTRACT DOCUMENTATION
0m 0.2 0.4 0.6 0.8 1



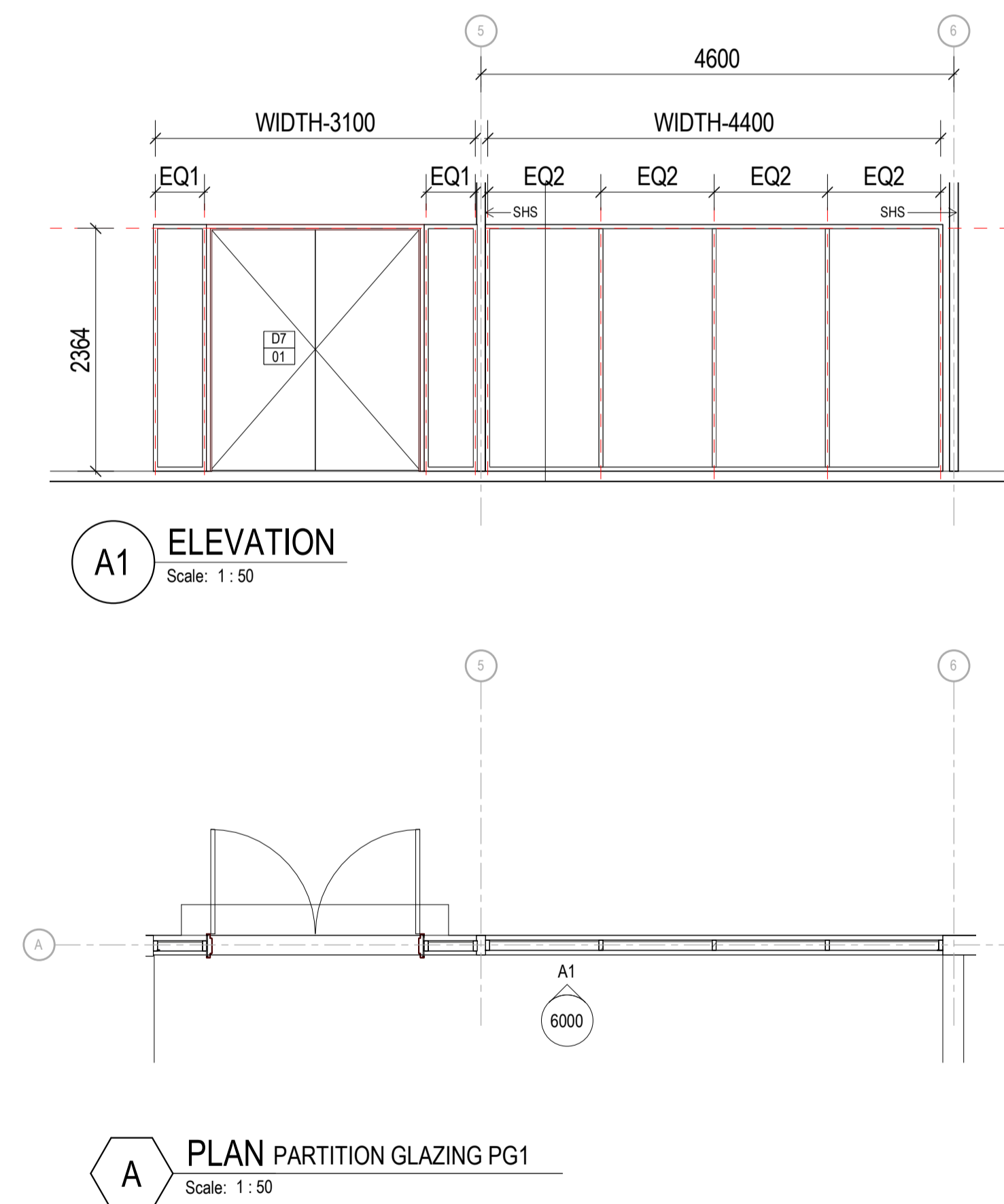
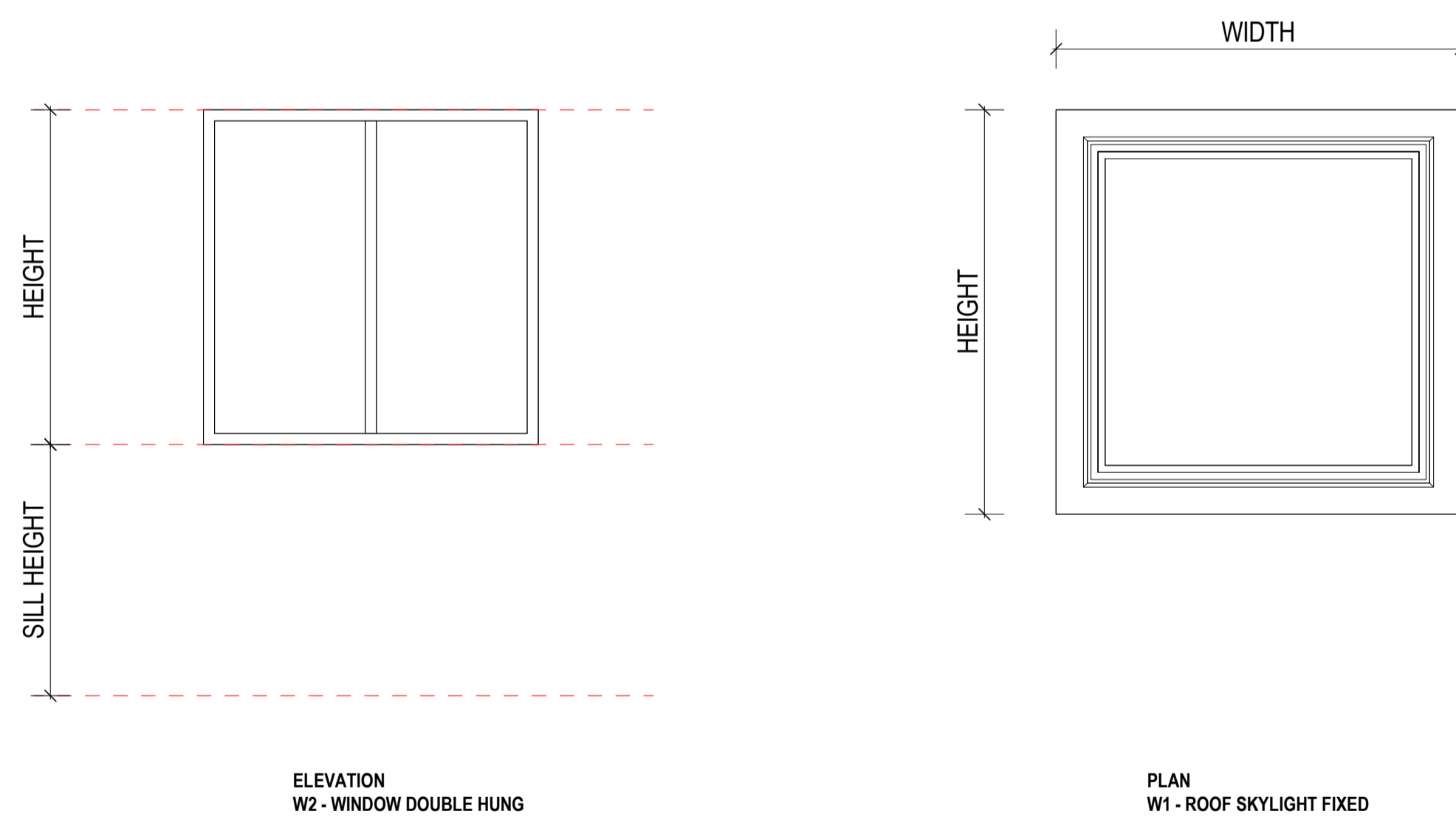
PROJECT
MELROSE PARK SPORTS PAVILION
496 WEBB ST LAVINGTON NSW 2640

DRAWING TITLE
DETAILS SHEET 1

DRAWN	CHECKED	SCALE @ A1	SCALE @ A3
HK	LC	As indicated	1:40
ISSUE	02/03/2023 5:45:26 PM		
PROJECT No	STAGE	DRAWING No	REVISION
22173	CD	AR-5000	1

WINDOW SCHEDULE				
CODE	NO.	WIDTH	HEIGHT	Family and Type
W1	01	1200	1200	Window_Fixed_1-n: Fixed Bay_2_H 1200 W 1200
W1	01	1200	1200	Roof Skylight-Fixed: 1200L x 1200W
W1	02	1200	1200	Window_Fixed_1-n: Fixed Bay_2_H 1200 W 1200
W1	02	1200	1200	Roof Skylight-Fixed: 1200L x 1200W
W1	03	1200	1200	Roof Skylight-Fixed: 1200L x 1200W
W1	04	1200	1200	Roof Skylight-Fixed: 1200L x 1200W
W1	05	1200	1200	Roof Skylight-Fixed: 1200L x 1200W
W1	06	1200	1200	Roof Skylight-Fixed: 1200L x 1200W
W1	07	1200	1200	Roof Skylight-Fixed: 1200L x 1200W
W1	08	1200	1200	Roof Skylight-Fixed: 1200L x 1200W
W1	09	1200	1200	Roof Skylight-Fixed: 1200L x 1200W
W1	10	1200	1200	Roof Skylight-Fixed: 1200L x 1200W
W1	11	1200	1200	Roof Skylight-Fixed: 1200L x 1200W

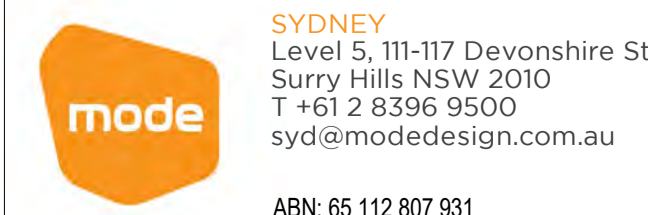

PANEL SCHEDULE					
CODE	NO.	WIDTH	Height	Family and Type	Comments
CWP	<varies>	<varies>	2200	CWP_Louvres_Plant_Horizontal: Louvre Panel_Plant Room_W58 H75 Blade	NOT SCHEDULED



REV	DESCRIPTION	AUTH	CHK	DATE
1	DESIGN DEVELOPMENT	EC	KM	02.11.22
2	DESIGN DEVELOPMENT UPDATED	EC	KM	07.11.22
3	DESIGN DEVELOPMENT UPDATED	HK	KM	22.12.22
4	70% CONTRACT DOCUMENTATION	HK	LC	27.01.23
5	70% CONTRACT DOCUMENTATION	HK	LC	02.03.23

• These designs and plans are the copyright of MODE DESIGN Corp. Pty Ltd and cannot be reproduced without written permission.
 • Verify all dimensions on site prior to commencement of work.
 • DO NOT scale off these drawings.
 • Report any discrepancies to the architect before carrying out any work.

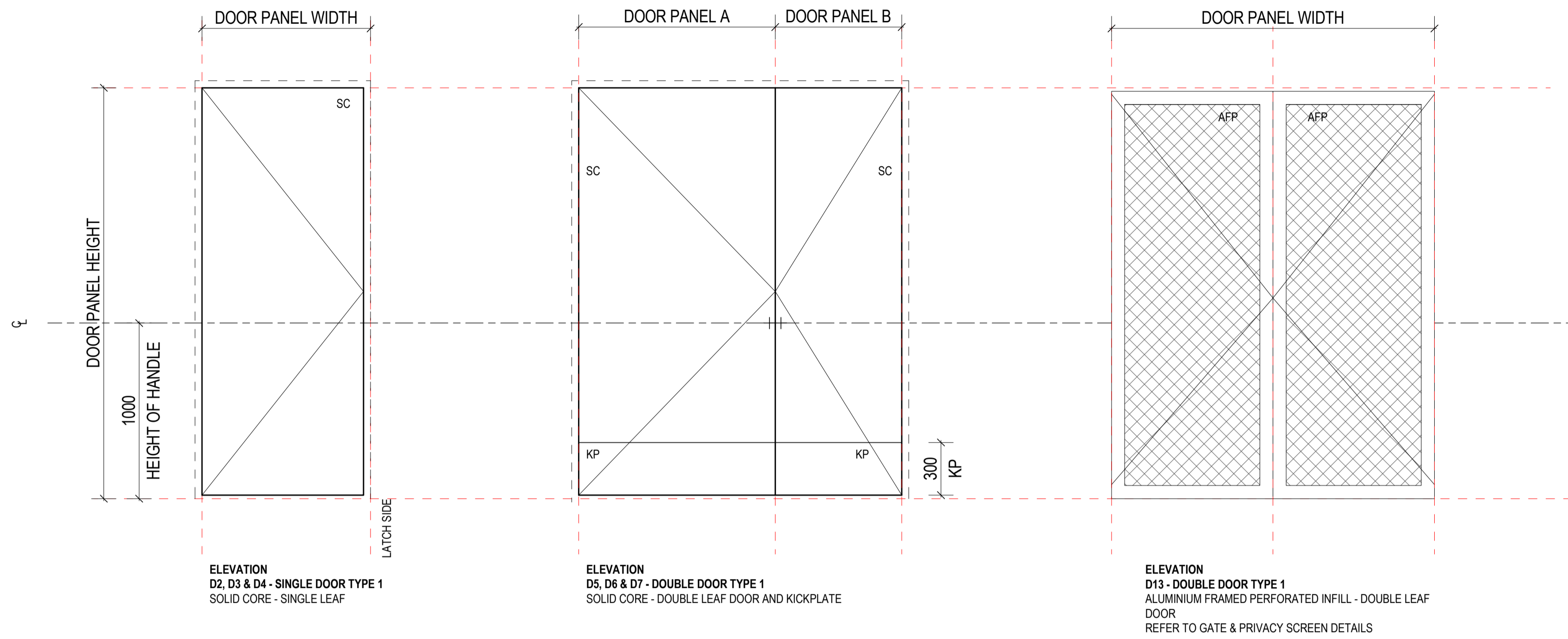
STATUS
70% CONTRACT DOCUMENTATION



PROJECT
MELROSE PARK SPORTS PAVILION
496 WEBB ST LAVINGTON NSW 2640

DRAWING TITLE
WINDOW SCHEDULES & ELEVATIONS

DRAWN HK	CHECKED LC
ISSUE 02/03/2023 5:45:27 PM	SCALE @ A1 NTS
PROJECT No 22173	SCALE @ A3 NTS
STAGE CD	DRAWING No AR-6000
	REVISION 5



DOORS ABBREVIATIONS

DOOR OPERATION

SF SLIDING - FACE
SL SLIDING - CAVITY
SW SWING

PANEL TYPE

AFG ALUMINIUM FRAMED GLASS
AFP ALUMINIUM FRAMED PERFORATED PANEL
SC SOLID CORE

FRAME TYPE

AF ALUMINIUM FRAME
MF METAL FRAME

FINISHES

AN ANODISED ALUMINIUM - CLEAR
GL GLAZING
PT PAINT
PC POWDERCOAT
LM LAMINATE
ACL ACOUSTIC LINING

HARDWARE


BB BUMP BAR ESCAPE LOCK & LATCH
DB DROP BOLT
FOB FOB TO MASTERKEY SYSTEM
MK MASTERKEY

FROM ELEVATIONS

VP VISION PANEL
KP KICK PLATE
VI VISION INDICATOR PANEL

DOOR NOTES (AU)

- DOOR SCHEDULE TO BE READ IN CONJUNCTION WITH DOOR HARDWARE SCHEDULE.
- WHERE REQUIRED, SEALS ARE TO BE CONTINUOUS. COORDINATE CLOSERS AND LATCHES TO SUIT.
- REFER TO GA PLANS AND ELEVATIONS FOR DOOR HANDING AND SLIDING DIRECTION
- ALL NEW SINGLE DOORS TO BE ACCESS COMPLIANT.
- FOR DOUBLE DOORS, THE OPERABLE DOOR LEAF MUST BE MIN. 850mm CLEAR IN COMPLIANCE WITH AS 1428.1.
- VISUAL INDICATORS ON GLAZING TO COMPLY WITH AS 1428.1.
- VISUAL INDICATORS TO BE SOLID AND NON-TRANSPARENT.
- ALL GLASS SELECTED AND INSTALLED TO AS 1288. SAFETY GLASS WHERE REQUIRED.
- GRILLES TO MECHANICAL ENGINEER'S DOCUMENTS.
- DROP BOLTS TO ALL NON-LOCKING LEAFS OF DOUBLE DOORS UNLESS NOTED OTHERWISE.
- INVISIGUARD STAINLESS STEEL SECURITY MESH TO EXTERNAL SIDE OF ALL EXTERNAL GLAZED WINDOWS & DOORS.




DOOR SCHEDULE				
CODE	NO.	WIDTH	HEIGHT	TYPE
D2	01	770	2350	Solid Core Door: 770w, 2400h (770Leaf)
D2	02	770	2350	Solid Core Door: 770w, 2400h (770Leaf)
D2	03	770	2350	Solid Core Door: 770w, 2400h (770Leaf)
D2	04	770	2350	Solid Core Door: 770w, 2400h (770Leaf)
D2	06	770	2350	Solid Core Door: 770w, 2400h (770Leaf)
D2	07	770	2350	Solid Core Door: 770w, 2400h (770Leaf)
D3	01	950	2100	Solid Core Door: 1030w, 2100h (950Leaf) - SIDE LATCH TIMBER DOOR
D3	02	950	2100	Solid Core Door: 1030w, 2100h (950Leaf) - SIDE LATCH TIMBER DOOR
D3	04	950	2100	Solid Core Door: 1030w, 2100h (950Leaf) - SIDE LATCH TIMBER DOOR
D3	04	950	2100	Solid Core Door: 1030w, 2100h (950Leaf) - SIDE LATCH TIMBER DOOR
D3	04	950	2100	Solid Core Door: 1030w, 2100h (950Leaf) - SIDE LATCH TIMBER DOOR
D3	05	950	2100	Solid Core Door: 1030w, 2100h (950Leaf) - SIDE LATCH TIMBER DOOR
D3	06	950	2100	Solid Core Door: 1030w, 2100h (950Leaf) - SIDE LATCH TIMBER DOOR
D3	07	950	2100	Solid Core Door: 1030w, 2100h (950Leaf) - SIDE LATCH TIMBER DOOR
D3	08	950	2100	Solid Core Door: 1030w, 2100h (950Leaf) - SIDE LATCH TIMBER DOOR
D3	09	950	2100	Solid Core Door: 1030w, 2100h (950Leaf) - SIDE LATCH TIMBER DOOR
D4	01	950	2350	Solid Core Door: 1030w, 2400h (950Leaf) ACC RIGHT SIDE LATCH TIMBER DOOR
D4	05	950	2350	Solid Core Door: 1030w, 2400h (950Leaf) ACC RIGHT SIDE LATCH TIMBER DOOR
D4	06	950	2350	Solid Core Door: 1030w, 2400h (950Leaf) ACC RIGHT SIDE LATCH TIMBER DOOR
D4	09	950	2350	Solid Core Door: 1030w, 2400h (950Leaf) ACC RIGHT SIDE LATCH TIMBER DOOR
D4	12	950	2350	Solid Core Door: 1030w, 2400h (950Leaf) ACC RIGHT SIDE LATCH TIMBER DOOR
D4	13	950	2350	Solid Core Door: 1030w, 2400h (950Leaf) ACC RIGHT SIDE LATCH TIMBER DOOR
D4	15	950	2350	Solid Core Door: 1030w, 2400h (950Leaf) ACC RIGHT SIDE LATCH TIMBER DOOR
D5	02	1625	2100	Door_Hinge_Double_Solid: 2100x0920/0920x40_Solid (R2-Flush)
D6	01	1625	2410	Door_Hinge_Double_Solid: 2350x0920/0920x40_Solid (R2-Flush)
D6	02	1625	2410	Door_Hinge_Double_Solid: 2350x0920/0920x40_Solid (R2-Flush)
D7	01	2117	2400	Door_Hinge_Double_Solid: 2400x2016x40_Solid (R2-Wrapping)
D8	01	3480	1600	Door_Rollup: 3400x1600x20_100mm Slat_Chain_Metal
D9	01	3080	2400	Door_Rollup: 3000x2400x20_100mm Slat_Chain_Metal
D10	02	3480	2400	Door_Rollup: 3400x2400x20_100mm Slat_Chain_Metal
D11	01	3078	3000	Panel Lift Door: 3000HX3100W
D12	02	4392	3000	Panel Lift Door: 3000HX4400W
D13	01	2125	2410	Door_Hinge_Double_Glazed-Or-Louvre: 2400x0920/0920x40_Wired-Framed

REV	DESCRIPTION	AUTH	CHK	DATE
1	70% CONTRACT DOCUMENTATION	HK	LC	02.03.23

• These designs and plans are the copyright of MODE DESIGN Corp. Pty Ltd and cannot be reproduced without written permission.
• Verify all dimensions on site prior to commencement of work.
• DO NOT scale off these drawings.
• Report any discrepancies to the architect before carrying out any work.

STATUS
70% CONTRACT DOCUMENTATION

CLIENT



SYDNEY
Level 5, 111-117 Devonshire St
Surry Hills NSW 2010
T +61 2 8396 9500
syd@modedesign.com.au

ABN: 65 112 807 931

PROJECT

MELROSE PARK SPORTS PAVILION

496 WEBB ST LAVINGTON NSW 2640

DRAWING TITLE

DOOR SCHEDULE & ELEVATIONS

DRAWN

HK

ISSUE
02/03/2023 5:45:27 PM

PROJECT No
22173

CHECKED

LC

SCALE @ A1
NTS

DRAWING No
AR-6001

SCALE @ A3

NTS

REVISION
1



3D VIEW LOOKING EAST -SOUTH



3D VIEW LOOKING NORTH-WEST



3D VIEW LOOKING WEST

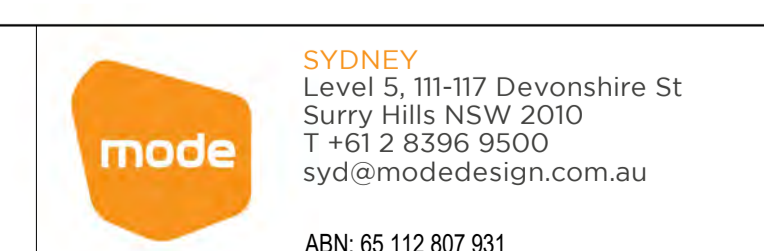



3D AERIAL VIEW

REV	DESCRIPTION	AUTH	CHK	DATE
1	DESIGN DEVELOPMENT	EC	KM	02.11.22
2	DESIGN DEVELOPMENT UPDATED	EC	KM	07.11.22
3	DESIGN DEVELOPMENT UPDATED	HK	KM	22.12.22
4	70% CONTRACT DOCUMENTATION	HK	LC	27.01.23
5	70% CONTRACT DOCUMENTATION	HK	LC	02.03.23

• These designs and plans are the copyright of MODE DESIGN Corp. Pty Ltd and cannot be reproduced without written permission.
 • Verify all dimensions on site prior to commencement of work.
 • DO NOT scale off these drawings.
 • Report any discrepancies to the architect before carrying out any work.

STATUS
70% CONTRACT DOCUMENTATION



PROJECT
MELROSE PARK SPORTS PAVILION
 496 WEBB ST LAVINGTON NSW 2640

DRAWING TITLE
3D VIEWS

DRAWN HK	CHECKED LC
ISSUE 02/03/2023 5:45:28 PM	SCALE @ A1 NTS
PROJECT No 22173	SCALE @ A3 NTS
STAGE CD	DRAWING No AR-8000
	REVISION 5



3D VIEW LOOKING INTO FUNCTION ROOM



3D VIEW LOOKING INTO FUNCTION ROOM



3D VIEW LOOKING INTO PLAYERS CHANGE ROOM 2

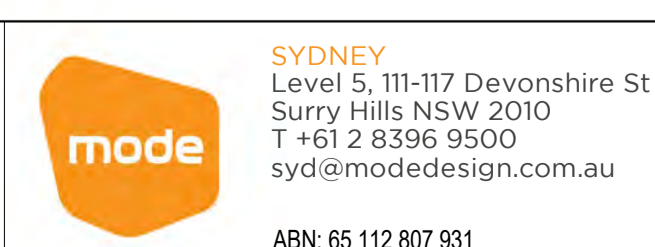

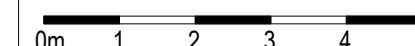


3D VIEW LOOKING INTO PLAYERS CHANGE ROOM 4

REV	DESCRIPTION	AUTH	CHK	DATE
1	70% CONTRACT DOCUMENTATION	HK	LC	27.01.23
2	70% CONTRACT DOCUMENTATION	HK	LC	02.03.23

• These designs and plans are the copyright of MODE DESIGN Corp. Pty Ltd and cannot be reproduced without written permission.
 • Verify all dimensions on site prior to commencement of work.
 • DO NOT scale off these drawings.
 • Report any discrepancies to the architect before carrying out any work.

STATUS
70% CONTRACT DOCUMENTATION



PROJECT
MELROSE PARK SPORTS PAVILION
 496 WEBB ST LAVINGTON NSW 2640

DRAWING TITLE
INTERIOR VIEWS

DRAWN HK	CHECKED LC	SCALE @ A1	SCALE @ A3
ISSUE 02/03/2023 5:46:08 PM	1:200	DRAWING No AR-8001	REVISION 2
PROJECT No 22173	STAGE CD		

02/03/2023 5:46:08 PM